



Municipal Government Readiness (Survey #5)
Collected April 22 at 12:00 p.m. CST

Table of Contents

Section 1 – Responding Cities (Alphabetical)	Page 1
Section 2 – Responding Cities by Population	Page 6
Section 3 – Response Data by Population Category, Grand Division (with Charts)	Page 11
Section 4 – Written Analysis	Page 19

Section 1 -- Responding Cities (Alphabetical)

Response data was collected April 22 at noon CST. Any responses submitted after that cutoff are not included in these results.

Cities	Population	Grand Division	County
Adamsville	2207	West	McNairy
Alcoa	8449	East	Blount
Algood	3495	Middle	Putnam
Ardmore	1213	Middle	Giles
Arlington	13217	West	Shelby
Athens	13458	East	McMinn
Atwood	938	West	Carroll
Bartlett	56488	West	Shelby
Bean Station	3054	East	Grainger
Belle Meade	2912	Middle	Davidson
Berry Hill	963	Middle	Davidson
Blaine	1856	East	Grainger
Bradford	1048	West	Gibson
Brentwood	43889	Middle	Williamson
Bristol	26702	East	Sullivan
Bruceston	1478	West	Carroll
Celina	1495	Middle	Clay
Centerville	3644	Middle	Hickman
Chapel Hill	1445	Middle	Marshall
Charleston	651	East	Bradley
Charlotte	1235	Middle	Dickson
Chattanooga	167674	East	Hamilton
Clarksburg	393	West	Carroll
Clarksville	132929	Middle	Montgomery
Cleveland	41285	East	Bradley
Clinton	9841	East	Anderson
Collierville	45550	West	Shelby
Cookeville	31154	Middle	Putnam
Coopertown	4278	Middle	Robertson
Covington	9038	West	Tipton
Cowan	1737	Middle	Franklin
Crossville	11564	East	Cumberland

Cities	Population	Grand Division	County
Cumberland Gap	494	East	Claiborne
Dandridge	2812	East	Jefferson
Dayton	7191	East	Rhea
Decatur	1598	East	Meigs
Decherd	2361	Middle	Franklin
Dover	1417	Middle	Stewart
Dresden	3005	West	Weakley
Ducktown	475	East	Polk
Dyer	2341	West	Gibson
Eagleville	604	Middle	Rutherford
East Ridge	20979	East	Hamilton
Eastview	705	West	McNairy
Elizabethton	14176	East	Carter
Englewood	1532	East	McMinn
Erin	1324	Middle	Houston
Erwin	6097	East	Unicoi
Estill Springs	2055	Middle	Franklin
Etowah	3490	East	McMinn
Fairview	8002	Middle	Williamson
Farragut	22676	East	Knox
Fayetteville	6827	Middle	Lincoln
Gainesboro	962	Middle	Jackson
Gallaway	680	West	Fayette
Germantown	40123	West	Shelby
Gibson	396	West	Gibson
Gilt Edge	477	West	Tipton
Goodlettsville	15921	Middle	Davidson
Grand Junction	325	West	Hardeman
Graysville	1502	East	Rhea
Greenbrier	6433	Middle	Robertson
Greeneville	15062	East	Greene
Greenfield	2182	West	Weakley
Halls	2255	West	Lauderdale
Harriman	6350	East	Roane
Harrogate	4389	East	Claiborne
Hartsville	2369	Middle	Trousdale
Henderson	6309	West	Chester
Henry	464	West	Henry

Cities	Population	Grand Division	County
Hornbeak	533	West	Obion
Huntingdon	3985	West	Carroll
Jacksboro	2020	East	Campbell
Jackson	65211	West	Madison
Jasper	3323	East	Marion
Jefferson City	8490	East	Jefferson
Jellico	2355	East	Campbell
Johnson City	63152	East	Washington
Kingston Springs	2756	Middle	Cheatham
Knoxville	178874	East	Knox
Lafayette	4474	Middle	Macon
Lakesite	1826	East	Hamilton
Lawrenceburg	10428	Middle	Lawrence
Lenoir City	8642	East	Loudon
Lewisburg	11100	Middle	Marshall
Lexington	7652	West	Henderson
Lobelville	897	Middle	Perry
Loretto	1714	Middle	Lawrence
Louisville	4020	East	Blount
Lynchburg	572	Middle	Moore
Manchester	10102	Middle	Coffee
Martin	11473	West	Weakley
Maryville	27536	East	Blount
Mason	1609	West	Tipton
McKenzie	5310	West	Carroll
McMinnville	13605	Middle	Warren
Medina	4822	West	Gibson
Memphis	646889	West	Shelby
Michie	591	West	McNairy
Middleton	706	West	Hardeman
Milan	7851	West	Gibson
Milledgeville	265	West	Hardin
Millington	11132	West	Shelby
Minor Hill	537	Middle	Giles
Morristown	29137	East	Hamblen
Moscow	556	West	Fayette
Mosheim	2362	East	Greene
Mt. Juliet	31376	Middle	Wilson

Cities	Population	Grand Division	County
Munford	6110	West	Tipton
Murfreesboro	122904	Middle	Rutherford
Newbern	3313	West	Dyer
Newport	6945	East	Cocke
Norris	1629	East	Anderson
Oak Hill	4689	Middle	Davidson
Oakland	6623	West	Fayette
Paris	10156	West	Henry
Parkers Crossroads	330	West	Henderson
Parrottsville	263	East	Cocke
Parsons	2373	West	Decatur
Pegram	2093	Middle	Cheatham
Petersburg	544	Middle	Lincoln
Pigeon Forge	5875	East	Sevier
Plainview	2125	East	Union
Pleasant Hill	563	East	Cumberland
Red Bank	11651	East	Hamilton
Ridgetop	2054	Middle	Robertson
Ripley	8445	West	Lauderdale
Rockwood	5562	East	Roane
Rossville	1058	West	Fayette
Rutledge	1299	East	Grainger
Sardis	381	West	Henderson
Savannah	6982	West	Hardin
Sharon	944	West	Weakley
Smyrna	47521	Middle	Rutherford
Somerville	3094	West	Fayette
South Carthage	1322	Middle	Smith
South Fulton	2354	West	Obion
Sparta	5071	Middle	White
Spring City	1981	East	Rhea
Spring Hill	40436	Middle	Williamson
Springfield	16440	Middle	Robertson
Stanton	452	West	Haywood
Sweetwater	6010	East	Monroe
Tazewell	2221	East	Claiborne
Tennessee Ridge	1368	Middle	Houston

Cities	Population	Grand Division	County
Thompsons Station	4726	Middle	Williamson
Three Way	1709	West	Madison
Trenton	4264	West	Gibson
Trezevant	859	West	Carroll
Troy	1371	West	Obion
Tullahoma	18655	Middle	Coffee
Tusculum	2663	East	Greene
Union City	10895	West	Obion
Wartrace	651	Middle	Bedford
Watertown	1477	Middle	Wilson
White House	11600	Middle	Robertson
White Pine	2196	East	Jefferson
Whiteville	4638	West	Hardeman
Winchester	8530	Middle	Franklin
Woodbury	2680	Middle	Cannon

Section 2 -- Responding Cities by Population

Response data was collected April 22 at noon CST. Any responses after that cutoff are not included in these results.

For the sake of aiding our written analysis and the counts in section 5 city respondents have been organized by four different population categories.

Category 1 – Cities with a population above 50,000 residents.

Category 2 – Between 10,000 and 49,999 residents.

Category 3 – Between 2,000 and 9,999 residents.

Category 4 – Less than 2,000 residents.

Category 1 -- 50,000+			
Cities	Population	Grand Division	County
Memphis	646889	West	Shelby
Knoxville	178874	East	Knox
Chattanooga	167674	East	Hamilton
Clarksville	132929	Middle	Montgomery
Murfreesboro	122904	Middle	Rutherford
Jackson	65211	West	Madison
Johnson City	63152	East	Washington
Bartlett	56488	West	Shelby
Category 2 -- 10,000-49,999			
Cities	Population	Grand Division	County
Smyrna	47521	Middle	Rutherford
Collierville	45550	West	Shelby
Brentwood	43889	Middle	Williamson
Cleveland	41285	East	Bradley
Spring Hill	40436	Middle	Williamson
Germantown	40123	West	Shelby
Mt. Juliet	31376	Middle	Wilson
Cookeville	31154	Middle	Putnam
Morristown	29137	East	Hamblen
Maryville	27536	East	Blount
Bristol	26702	East	Sullivan
Farragut	22676	East	Knox
East Ridge	20979	East	Hamilton
Tullahoma	18655	Middle	Coffee

Category 2 -- 10,000-49,999			
Cities	Population	Grand Division	County
Springfield	16440	Middle	Robertson
Goodlettsville	15921	Middle	Davidson
Greeneville	15062	East	Greene
Elizabethton	14176	East	Carter
McMinnville	13605	Middle	Warren
Athens	13458	East	McMinn
Arlington	13217	West	Shelby
Red Bank	11651	East	Hamilton
White House	11600	Middle	Robertson
Crossville	11564	East	Cumberland
Martin	11473	West	Weakley
Millington	11132	West	Shelby
Lewisburg	11100	Middle	Marshall
Union City	10895	West	Obion
Lawrenceburg	10428	Middle	Lawrence
Paris	10156	West	Henry
Manchester	10102	Middle	Coffee
Category 3 -- 2,000-9,999			
Cities	Population	Grand Division	County
Clinton	9841	East	Anderson
Covington	9038	West	Tipton
Lenoir City	8642	East	Loudon
Winchester	8530	Middle	Franklin
Jefferson City	8490	East	Jefferson
Alcoa	8449	East	Blount
Ripley	8445	West	Lauderdale
Fairview	8002	Middle	Williamson
Milan	7851	West	Gibson
Lexington	7652	West	Henderson
Dayton	7191	East	Rhea
Savannah	6982	West	Hardin
Newport	6945	East	Cocke
Fayetteville	6827	Middle	Lincoln
Oakland	6623	West	Fayette
Greenbrier	6433	Middle	Robertson
Harriman	6350	East	Roane

Category 3 -- 2,000-9,999			
Cities	Population	Grand Division	County
Henderson	6309	West	Chester
Munford	6110	West	Tipton
Erwin	6097	East	Unicoi
Sweetwater	6010	East	Monroe
Pigeon Forge	5875	East	Sevier
Rockwood	5562	East	Roane
McKenzie	5310	West	Carroll
Sparta	5071	Middle	White
Medina	4822	West	Gibson
Thompsons Station	4726	Middle	Williamson
Oak Hill	4689	Middle	Davidson
Whiteville	4638	West	Hardeman
Lafayette	4474	Middle	Macon
Harrogate	4389	East	Claiborne
Coopertown	4278	Middle	Robertson
Trenton	4264	West	Gibson
Louisville	4020	East	Blount
Huntingdon	3985	West	Carroll
Centerville	3644	Middle	Hickman
Algood	3495	Middle	Putnam
Etowah	3490	East	McMinn
Jasper	3323	East	Marion
Newbern	3313	West	Dyer
Somerville	3094	West	Fayette
Bean Station	3054	East	Grainger
Dresden	3005	West	Weakley
Belle Meade	2912	Middle	Davidson
Dandridge	2812	East	Jefferson
Kingston Springs	2756	Middle	Cheatham
Woodbury	2680	Middle	Cannon
Tusculum	2663	East	Greene
Parsons	2373	West	Decatur
Hartsville	2369	Middle	Trousdale
Mosheim	2362	East	Greene
Decherd	2361	Middle	Franklin
Jellico	2355	East	Campbell

Category 3 -- 2,000-9,999			
Cities	Population	Grand Division	County
South Fulton	2354	West	Obion
Dyer	2341	West	Gibson
Halls	2255	West	Lauderdale
Tazewell	2221	East	Claiborne
Adamsville	2207	West	McNairy
White Pine	2196	East	Jefferson
Greenfield	2182	West	Weakley
Plainview	2125	East	Union
Pegram	2093	Middle	Cheatham
Estill Springs	2055	Middle	Franklin
Ridgetop	2054	Middle	Robertson
Jacksboro	2020	East	Campbell
Category 4 -- 2,000-9,999			
Cities	Population	Grand Division	County
Spring City	1981	East	Rhea
Blaine	1856	East	Grainger
Lakesite	1826	East	Hamilton
Cowan	1737	Middle	Franklin
Loretto	1714	Middle	Lawrence
Three Way	1709	West	Madison
Norris	1629	East	Anderson
Mason	1609	West	Tipton
Decatur	1598	East	Meigs
Englewood	1532	East	McMinn
Graysville	1502	East	Rhea
Celina	1495	Middle	Clay
Bruceston	1478	West	Carroll
Watertown	1477	Middle	Wilson
Chapel Hill	1445	Middle	Marshall
Dover	1417	Middle	Stewart
Troy	1371	West	Obion
Tennessee Ridge	1368	Middle	Houston
Erin	1324	Middle	Houston
South Carthage	1322	Middle	Smith
Rutledge	1299	East	Grainger
Charlotte	1235	Middle	Dickson

Category 4 -- 2,000-9,999			
Cities	Population	Grand Division	County
Ardmore	1213	Middle	Giles
Rossville	1058	West	Fayette
Bradford	1048	West	Gibson
Berry Hill	963	Middle	Davidson
Gainesboro	962	Middle	Jackson
Sharon	944	West	Weakley
Atwood	938	West	Carroll
Lobelville	897	Middle	Perry
Trezevant	859	West	Carroll
Middleton	706	West	Hardeman
Eastview	705	West	McNairy
Gallaway	680	West	Fayette
Charleston	651	East	Bradley
Wartrace	651	Middle	Bedford
Eagleville	604	Middle	Rutherford
Michie	591	West	McNairy
Lynchburg	572	Middle	Moore
Pleasant Hill	563	East	Cumberland
Moscow	556	West	Fayette
Petersburg	544	Middle	Lincoln
Minor Hill	537	Middle	Giles
Hornbeak	533	West	Obion
Cumberland Gap	494	East	Claiborne
Gilt Edge	477	West	Tipton
Ducktown	475	East	Polk
Henry	464	West	Henry
Stanton	452	West	Haywood
Gibson	396	West	Gibson
Clarksburg	393	West	Carroll
Sardis	381	West	Henderson
Parkers Crossroads	330	West	Henderson
Grand Junction	325	West	Hardeman
Milledgeville	265	West	Hardin
Parrottsville	263	East	Cocke

Section 3 – Response Data by Population Category and Grand Division

This survey was issued to both counties and cities at the request of Governor Lee’s Economic Recovery Group. The alternative method used to collect results has altered our presentation of the response data in this report. TML has combined our usual Section 5 tables with summary charts for this alternative Section 3 presentation.

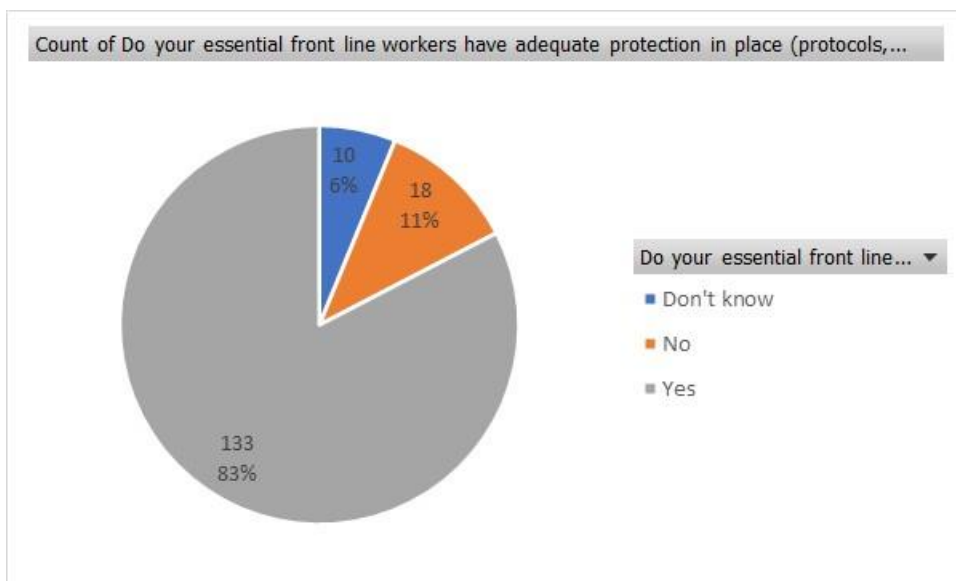
Category 1 – Cities with a population above 50,000 residents.

Category 2 – Between 10,000 and 49,999 residents.

Category 3 – Between 2,000 and 9,999 residents.

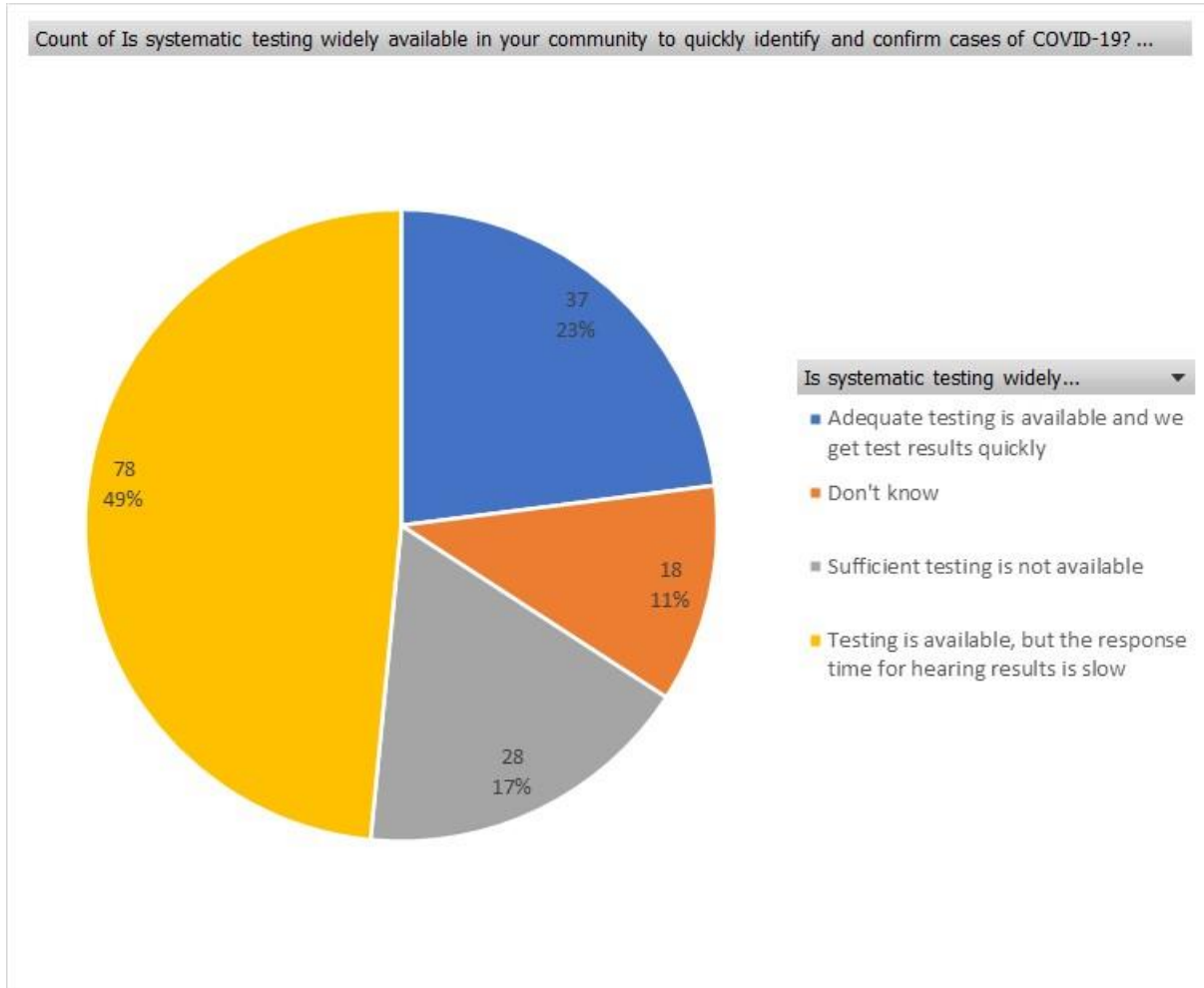
Category 4 – Less than 2,000 residents.

Do your essential front line workers have adequate protection in place (protocols, PPE, etc.) so that they can perform their responsibilities safely? This would include any health care workers (health department, hospital, nursing home, etc.), first res	Category 1	Category 2	Category 3	Category 4	Grand Total
Don't know	2	1	3	4	10
No		5	3	10	18
Yes	6	25	60	42	133
Grand Total	8	31	66	56	161



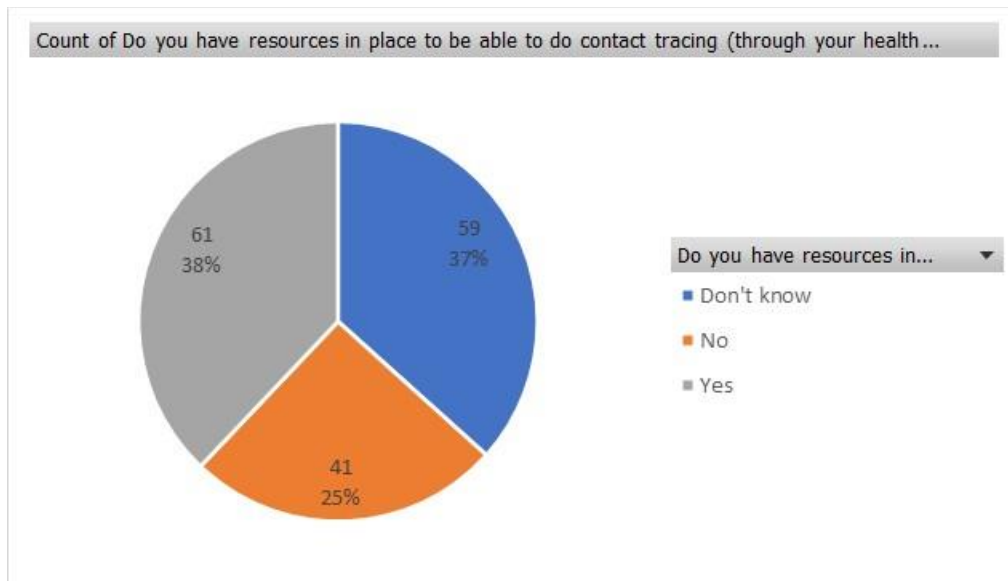
Is systematic testing widely available in your community to quickly identify and confirm cases of COVID-19? Choose one:

	Category 1	Category 2	Category 3	Category 4	Grand Total
Adequate testing is available and we get test results quickly	2	12	15	8	37
Don't know		1	7	10	18
Sufficient testing is not available	2	6	8	12	28
Testing is available, but the response time for hearing results is slow	4	12	36	26	78
Grand Total	8	31	66	56	161



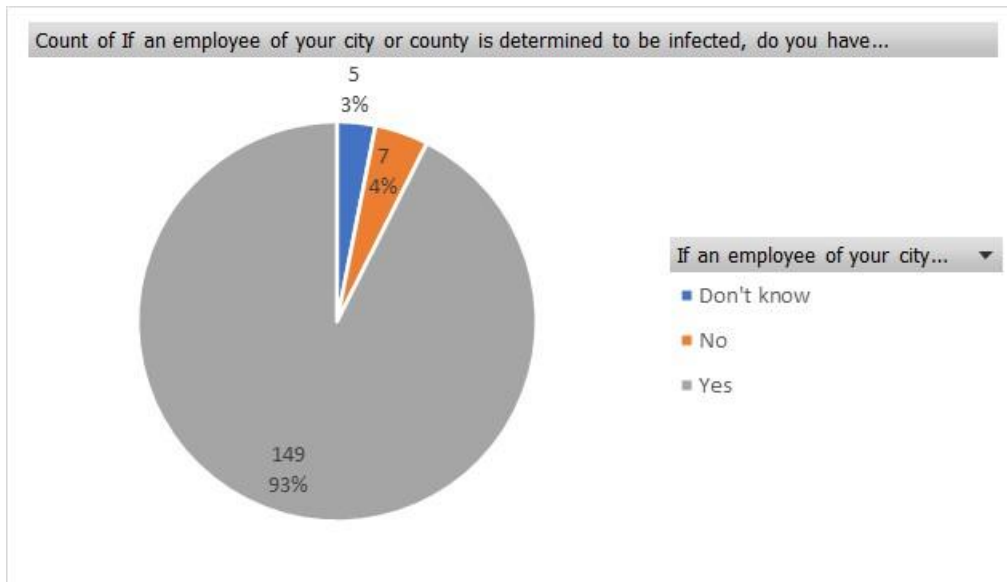
Do you have resources in place to be able to do contact tracing (through your health department or other agency) in order to determine people who may have been exposed to an infected individual?

	Category 1	Category 2	Category 3	Category 4	Grand Total
Don't know	3	9	23	24	59
No	1	7	15	18	41
Yes	4	15	28	14	61
Grand Total	8	31	66	56	161



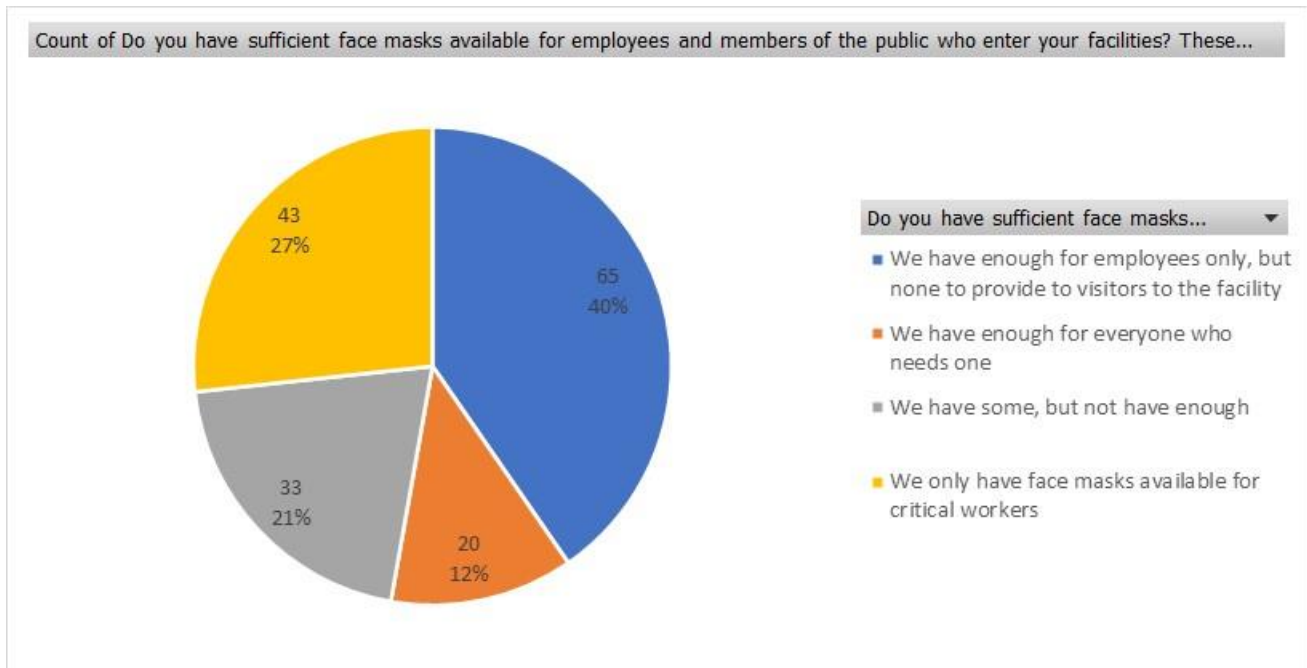
If an employee of your city or county is determined to be infected, do you have procedures in place to quarantine that individual until he or she is no longer contagious?

	Category 1	Category 2	Category 3	Category 4	Grand Total
Don't know			4	1	5
No	1		1	5	7
Yes	7	31	61	50	149
Grand Total	8	31	66	56	161



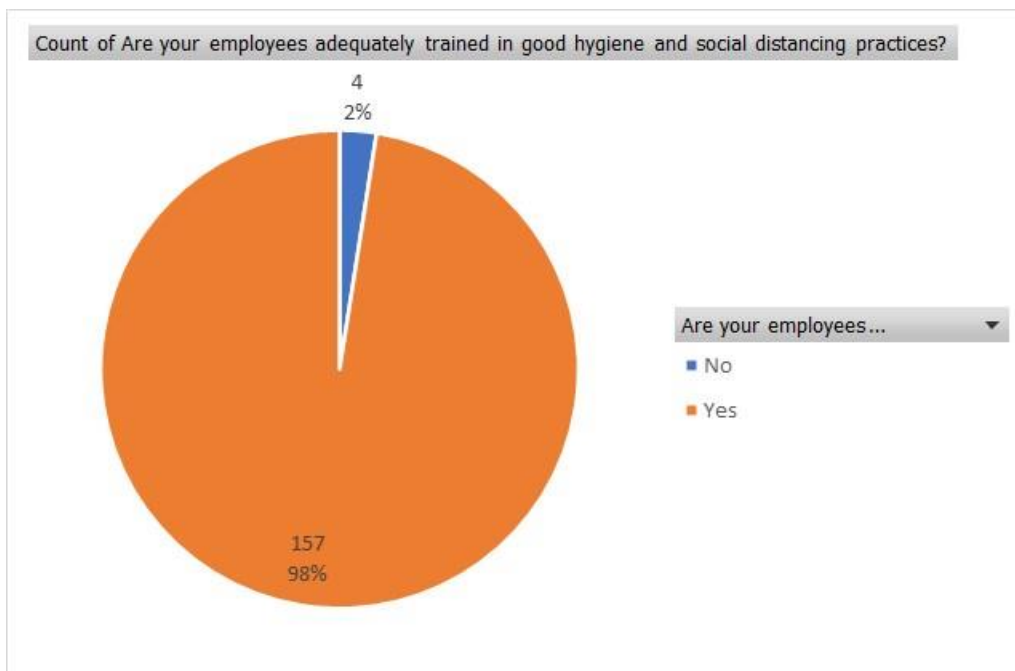
Do you have sufficient face masks available for employees and members of the public who enter your facilities? These do not have to meet N-95 standards.

	Category 1	Category 2	Category 3	Category 4	Grand Total
We have enough for employees only, but none to provide to visitors to the facility	3	14	30	18	65
We have enough for everyone who needs one	1	1	10	8	20
We have some, but not have enough	3	9	11	10	33
We only have face masks available for critical workers	1	7	15	20	43
Grand Total	8	31	66	56	161



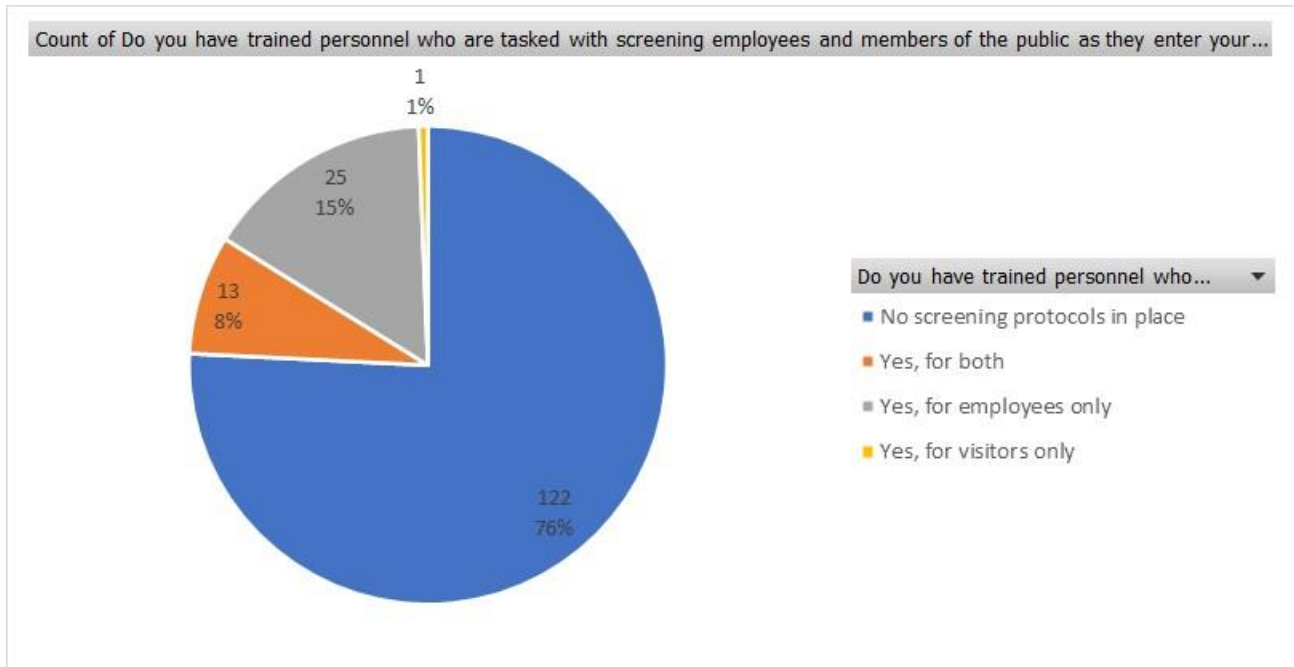
Are your employees adequately trained in good hygiene and social distancing practices?

	Category 1	Category 2	Category 3	Category 4	Grand Total
No	1			3	4
Yes	7	31	66	53	157
Grand Total	8	31	66	56	161



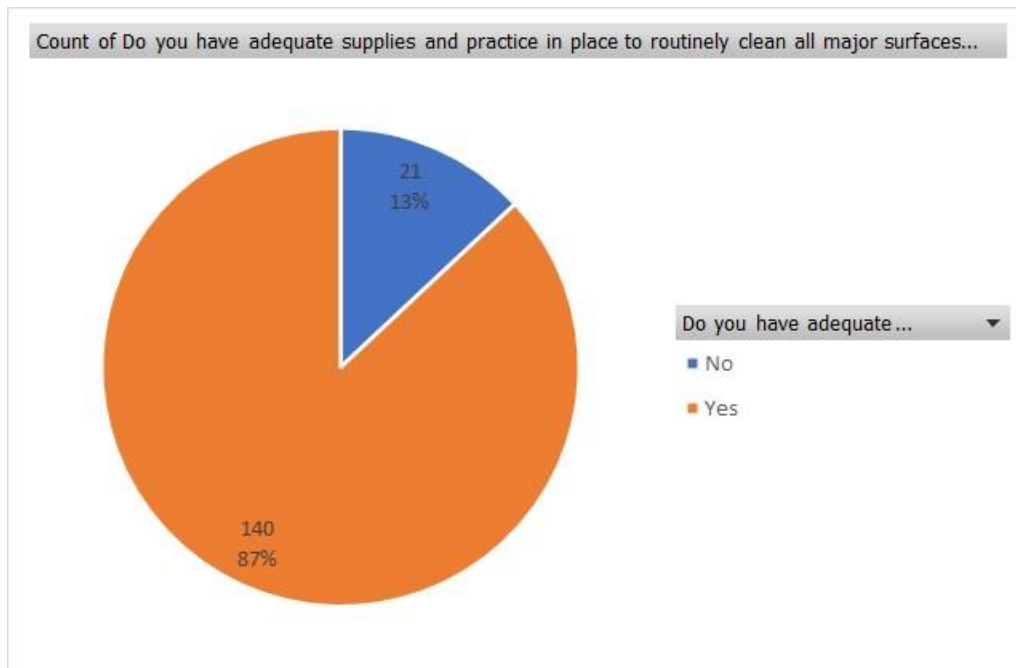
Do you have trained personnel who are tasked with screening employees and members of the public as they enter your facilities?

	Category 1	Category 2	Category 3	Category 4	Grand Total
No screening protocols in place	4	20	48	50	122
Yes, for both	2	2	7	2	13
Yes, for employees only	2	9	10	4	25
Yes, for visitors only			1		1
Grand Total	8	31	66	56	161



Do you have adequate supplies and practice in place to routinely clean all major surfaces that are likely to have public contact?

	Category 1	Category 2	Category 3	Category 4	Grand Total
No		5	4	12	21
Yes	8	26	62	44	140
Grand Total	8	31	66	56	161



Section 4 – Written Analysis

This Municipal Government Readiness survey (#5) was collected within the same final 24 hours of the TML COVID-19 Local Orders, City Closures and Services survey (#4). It was issued as a joint survey with the counties at the direction of Governor Lee’s Economic Recovery Group.

One hundred sixty (160) cities responded to this survey. The breakdowns of response for most questions is found in Section 3. TML’s written analysis for this survey is limited to the open-ended comment responses provided in question 10.

Question 10: If, in your opinion, your city or county has unmet needs that must be resolved before reopening to public access, please list those needs here. These requests will be compiled and sent to the Governor's office.

Many of the unmet needs cited in the comments submitted match the trends revealed in previous TML surveys. All cities remain open for business with their residents and are able to maintain services. Several cities commented they intend to keep municipal facilities closed to the public as they have proven their ability to provide services while “closed.” These cities intend to take a wait-and-see approach, taking note of public health data in the near term as reopening phases in.

Reopening Facilities

Many spaces are not designed with social distancing in mind, and cities identify many facilities that can’t reopen while avoiding person-to-person contact. Obviously, with recreational centers, pools, and playgrounds being in close contact with others is common. Cities mention remodeling needed to prepare for reopening. Physical additions to facilities are required, such as plexiglass barriers at counters where employees interact with the public.

PPE

Cities still don’t have enough PPE and this is a primary concern for most. There is not enough PPE for first responders who need N95 masks and gloves. There are not enough disposable masks for other city employees or potential visitors coming to reopened facilities. Cities have ordered masks, gloves, and other protective equipment that still hasn’t arrived weeks later. Cities are struggling to find these products, and they’re troubled by the prospect of competing with other governmental and health care entities meeting their own demand. Cities want assistance getting this equipment.

Cleaning Supplies

Like PPE, cities are struggling to find enough cleaning supplies. This includes disinfectant sprays, disinfectant wipes, hand sanitizer, and soap. As with PPE, cities are unable to find the quantities they need, have made orders that are still not delivered, and fear competing with other entities to meet their demand. Products are needed for employees to be safe and also for potential visitors at reopening municipal facilities.

Cities also report that employees fear being responsible for cleaning higher risk spaces like public restrooms.

Testing

There is still not enough testing available across Tennessee. Cities need more supplies, including reagent. Where testing is available results are not timely. Cities want to have enough testing capacity for asymptomatic people in their community. Cities also want the ability to do contact tracing or to have stronger partnerships they can support to improve capacity for it in their community. Cities also want reliable antibody testing.

Communication of Public Health Information

Cities want timely, accurate information about infections in their jurisdiction. Cities understand the limitations of HIPAA, and they are not interested in name and address information of those infected beyond the limited use for first responders. Cities want a count of daily positives and tests within their community so they can make the best decisions for their residents.

Expectations and Enforcement

Cities want clear guidance on what is mandated vs. suggested. Cities need clear guidance and clear expectations. Cities need the ability to address concerns from local businesses and residents. Cities are ready to enforce the law as empowered by the governor. Cities fear that a lack of enforcement will lead to a significant increase in noncompliance of repeat offenders.

Screening/Monitoring

Cities have ordered thermometers for taking the temperature of employees and potentially screening visitors to municipal facilities. Cities currently don't have enough equipment for screening and monitoring as acquisition of these devices suffers from the same challenges as PPE and cleaning supplies. Cities want a model policy with lawful procedures.

Public Meetings

Cities want to be able to continue to meet remotely and safely as social distancing is still in place. Cities want an extension of Open Meetings accommodations made to facilitate these safe practices.