



TML COVID-19 City Situation Reporting Survey #1
Collected March 26 at 5:00 p.m.

Table of Contents

Section 1 -- Responding Cities (Alphabetical)	Page 1
Section 2 -- Responding Cities by Population	Page 5
Section 3 – Summary Data with Charts	Page 9
Section 4 – Written Analysis	Page 28
Section 5 – Response Data by Population Category and Grand Division.	Page 39

Section 1 -- Responding Cities (Alphabetical)

Response data was collected March 26 at 5:00 p.m. CST. Any responses submitted after that cutoff are not included in these results.

Cites	Population	Grand Division	County
Algood	3495	Middle	Putnam
Arlington	13217	West	Shelby
Ashland City	5226	Middle	Cheatham
Athens	13458	East	McMinn
Bean Station	3054	East	Grainger
Bell Buckle	500	Middle	Bedford
Belle Meade	2912	Middle	Davidson
Berry Hill	963	Middle	Davidson
Blaine	1856	East	Grainger
Bolivar	5417	West	Hardeman
Bradford	1048	West	Gibson
Bruceston	1478	West	Carroll
Bulls Gap	738	East	Hawkins
Calhoun	490	East	McMinn
Camden	3582	West	Benton
Caryville	2297	East	Campbell
Centerville	3644	Middle	Hickman
Chapel Hill	1445	Middle	Marshall
Charleston	651	East	Bradley
Clarksville	132929	Middle	Montgomery
Clinton	9841	East	Anderson
Columbia	34681	Middle	Mauzy
Cornersville	1194	Middle	Marshall
Covington	9038	West	Tipton
Cowan	1737	Middle	Franklin
Crossville	11564	East	Cumberland
Cumberland Gap	494	East	Claiborne
Dandridge	2812	East	Jefferson
Dayton	7191	East	Rhea
Decatur	1598	East	Meigs
Decherd	2361	Middle	Franklin
Dover	1417	Middle	Stewart
Dresden	3005	West	Weakley

Cites	Population	Grand Division	County
Dyer	2341	West	Gibson
Eagleville	604	Middle	Rutherford
Eastview	705	West	McNairy
Elizabethton	14176	East	Carter
Elkton	578	Middle	Giles
Enville	189	West	Chester
Farragut	22676	East	Knox
Finger	298	West	McNairy
Franklin	70908	Middle	Williamson
Gallatin	34473	Middle	Sumner
Gilt Edge	477	West	Tipton
Graysville	1502	East	Rhea
Greenback	1064	East	Loudon
Greenbrier	6433	Middle	Robertson
Harrogate	4389	East	Claiborne
Henderson	6309	West	Chester
Hornbeak	533	West	Obion
Huntingdon	3985	West	Carroll
Jacksboro	2020	East	Campbell
Jackson	65211	West	Madison
Jamestown	1959	Middle	Fentress
Johnson City	63152	East	Washington
Kingsport	51274	East	Sullivan
Kingston Springs	2756	Middle	Cheatham
Knoxville	178874	East	Knox
La Grange	133	West	Fayette
La Vergne	34414	Middle	Rutherford
Lafayette	4474	Middle	Macon
Lakesite	1826	East	Hamilton
Lawrenceburg	10428	Middle	Lawrence
Lebanon	32732	Middle	Wilson
Lewisburg	11100	Middle	Marshall
Livingston	4058	Middle	Overton
Lookout Mountain	1832	East	Hamilton
Loretto	1714	Middle	Lawrence
Louisville	4020	East	Blount
Manchester	10102	Middle	Coffee

Cites	Population	Grand Division	County
Martin	11473	West	Weakley
Mason	1609	West	Tipton
Medina	4822	West	Gibson
Michie	591	West	McNairy
Middleton	706	West	Hardeman
Milan	7851	West	Gibson
Milledgeville	265	West	Hardin
Morristown	29137	East	Hamblen
NEWPORT	6945	East	Cocke
Paris	10156	West	Henry
Parrottsville	263	East	Cocke
Parsons	2373	West	Decatur
Petersburg	544	Middle	Lincoln
Plainview	2125	East	Union
Pleasant Hill	563	East	Cumberland
Pleasant view	4222	Middle	Cheatham
Ripley	8445	West	Lauderdale
Rossville	1058	West	Fayette
Rutledge	1299	East	Grainger
Sardis	381	West	Henderson
Savannah	6982	West	Hardin
Sevierville	14807	East	Sevier
Shelbyville	20335	Middle	Bedford
Smithville	4530	Middle	DeKalb
Somerville	3094	West	Fayette
South Carthage	1322	Middle	Smith
South Pittsburg	2992	East	Marion
Springfield	16440	Middle	Robertson
Stanton	452	West	Haywood
Sweetwater	6010	East	Monroe
Tennessee Ridge	1368	Middle	Houston
Thompsons Station	4726	Middle	Williamson
Three Way	1709	West	Madison
Townsend	448	East	Blount
Trenton	4264	West	Gibson
Trezevant	859	West	Carroll
Troy	1371	West	Obion

Cites	Population	Grand Division	County
Union City	10895	West	Obion
Vonore	1474	East	Monroe
Watertown	1477	Middle	Wilson
Waverly	4105	Middle	Humphreys
Westmoreland	2206	Middle	Sumner
White Bluff	3206	Middle	Dickson
White House	11600	Middle	Robertson
White Pine	2196	East	Jefferson
Whiteville	4638	West	Hardeman
Winchester	8530	Middle	Franklin
Woodbury	2680	Middle	Cannon
Woodland Mills	378	West	Obion

Section 2 -- Responding Cities by Population

Response data was collected March 26 at 5:00 p.m. CST. Any responses after that cutoff are not included in these results.

For the sake of aiding our written analysis and the counts in section 5 city respondents have been organized by four different population categories.

Category 1 – Cities with a population above 50,000 residents.

Category 2 – Between 10,000 and 49,999 residents.

Category 3 – Between 2,000 and 9,999 residents.

Category 4 – Less than 2,000 residents.

Category 1 -- 50,000+			
Cites	Population	Grand Division	County
Knoxville	178874	East	Knox
Clarksville	132929	Middle	Montgomery
Franklin	70908	Middle	Williamson
Jackson	65211	West	Madison
Johnson City	63152	East	Washington
Kingsport	51274	East	Sullivan
Category 2 -- 10,000-49,999			
Cites	Population	Grand Division	County
Columbia	34681	Middle	Maury
Gallatin	34473	Middle	Sumner
La Vergne	34414	Middle	Rutherford
Lebanon	32732	Middle	Wilson
Morristown	29137	East	Hamblen
Farragut	22676	East	Knox
Shelbyville	20335	Middle	Bedford
Springfield	16440	Middle	Robertson
Sevierville	14807	East	Sevier
Elizabethton	14176	East	Carter
Athens	13458	East	McMinn
Arlington	13217	West	Shelby
White House	11600	Middle	Robertson
Crossville	11564	East	Cumberland
Martin	11473	West	Weakley
Lewisburg	11100	Middle	Marshall

Category 2 -- 10,000-49,999			
Cites	Population	Grand Division	County
Union City	10895	West	Obion
Lawrenceburg	10428	Middle	Lawrence
Paris	10156	West	Henry
Manchester	10102	Middle	Coffee
Category 3 -- 2,000-9,999			
Cites	Population	Grand Division	County
Clinton	9841	East	Anderson
Covington	9038	West	Tipton
Winchester	8530	Middle	Franklin
Ripley	8445	West	Lauderdale
Milan	7851	West	Gibson
Dayton	7191	East	Rhea
Savannah	6982	West	Hardin
Newport	6945	East	Cocke
Greenbrier	6433	Middle	Robertson
Henderson	6309	West	Chester
Sweetwater	6010	East	Monroe
Bolivar	5417	West	Hardeman
Ashland City	5226	Middle	Cheatham
Medina	4822	West	Gibson
Thompsons Station	4726	Middle	Williamson
Whiteville	4638	West	Hardeman
Smithville	4530	Middle	DeKalb
Lafayette	4474	Middle	Macon
Harrogate	4389	East	Claiborne
Trenton	4264	West	Gibson
pleasant view	4222	Middle	Cheatham
Waverly	4105	Middle	Humphreys
Livingston	4058	Middle	Overton
Louisville	4020	East	Blount
Huntingdon	3985	West	Carroll
Centerville	3644	Middle	Hickman
Camden	3582	West	Benton
Algood	3495	Middle	Putnam
White Bluff	3206	Middle	Dickson
Somerville	3094	West	Fayette

Category 3 -- 2,000-9,999			
Cites	Population	Grand Division	County
Bean Station	3054	East	Grainger
Dresden	3005	West	Weakley
South Pittsburg	2992	East	Marion
Belle Meade	2912	Middle	Davidson
Dandridge	2812	East	Jefferson
Kingston Springs	2756	Middle	Cheatham
Woodbury	2680	Middle	Cannon
Parsons	2373	West	Decatur
Decherd	2361	Middle	Franklin
Dyer	2341	West	Gibson
Caryville	2297	East	Campbell
Westmoreland	2206	Middle	Sumner
White Pine	2196	East	Jefferson
Plainview	2125	East	Union
Jacksboro	2020	East	Campbell
Category 4 -- Less Than 2,000			
Cites	Population	Grand Division	County
jamestown	1959	Middle	Fentress
Blaine	1856	East	Grainger
Lookout Mountain	1832	East	Hamilton
Lakesite	1826	East	Hamilton
Cowan	1737	Middle	Franklin
Loretto	1714	Middle	Lawrence
Three Way	1709	West	Madison
Mason	1609	West	Tipton
Decatur	1598	East	Meigs
Graysville	1502	East	Rhea
Bruceston	1478	West	Carroll
Watertown	1477	Middle	Wilson
Vonore	1474	East	Monroe
Chapel Hill	1445	Middle	Marshall
Dover	1417	Middle	Stewart
Troy	1371	West	Obion
Tennessee Ridge	1368	Middle	Houston
South Carthage	1322	Middle	Smith
Rutledge	1299	East	Grainger

Category 4 -- Less Than 2,000			
Cites	Population	Grand Division	County
Cornersville	1194	Middle	Marshall
Greenback	1064	East	Loudon
Rossville	1058	West	Fayette
Bradford	1048	West	Gibson
Berry Hill	963	Middle	Davidson
Trezevant	859	West	Carroll
Bulls Gap	738	East	Hawkins
Middleton	706	West	Hardeman
Eastview	705	West	McNairy
Charleston	651	East	Bradley
Eagleville	604	Middle	Rutherford
Michie	591	West	McNairy
Elkton	578	Middle	Giles
Pleasant Hill	563	East	Cumberland
Petersburg	544	Middle	Lincoln
Hornbeak	533	West	Obion
Bell Buckle	500	Middle	Bedford
Cumberland Gap	494	East	Claiborne
Calhoun	490	East	McMinn
Gilt Edge	477	West	Tipton
Stanton	452	West	Haywood
Townsend	448	East	Blount
Sardis	381	West	Henderson
Woodland Mills	378	West	Obion
Finger	298	West	McNairy
Milledgeville	265	West	Hardin
Parrottsville	263	East	Cocke
Enville	189	West	Chester
La Grange	133	West	Fayette

Section 3 – Summary Data with Charts

Comment-Only Answers Removed

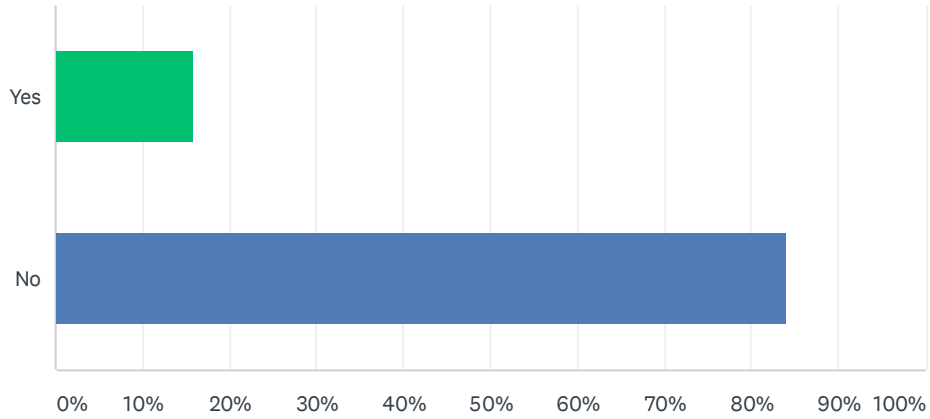
The summary data and charts in the following pages are exported directly from Survey Monkey.

Several survey questions (12, 13, & 22) are only answerable through comment and are not available in the summary data of Section 3. Analysis of these questions is available in Section 4.

Section 3 summary data and charts begin on the next page. Each question is represented on a separate page.

Q2 Are any of your city officials or employees under a quarantine order including a self-quarantine because of suspected exposure?

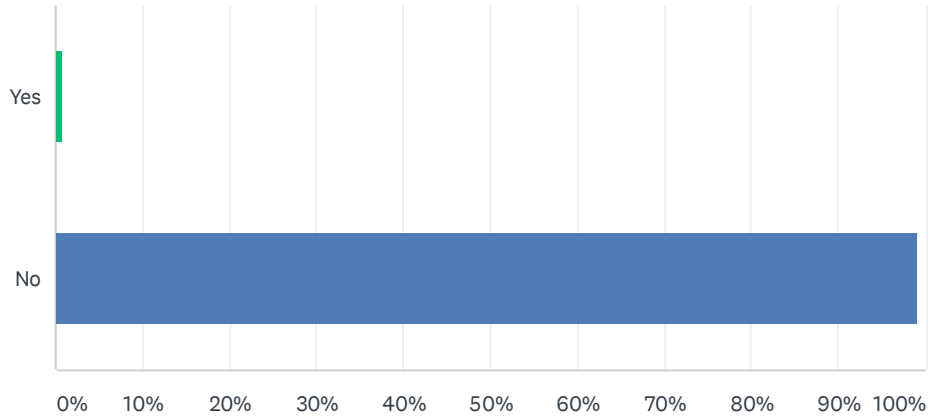
Answered: 125 Skipped: 0



ANSWER CHOICES	RESPONSES	
Yes	16.00%	20
No	84.00%	105
TOTAL		125

Q3 Have any city officials or employees tested positive for the coronavirus?

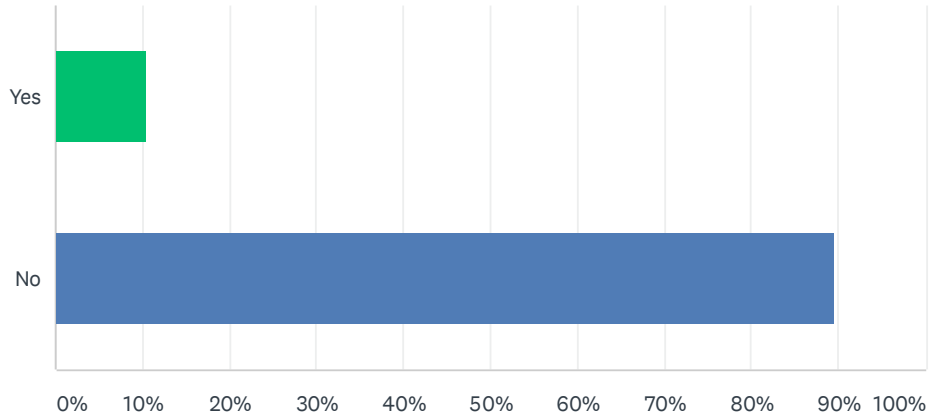
Answered: 125 Skipped: 0



ANSWER CHOICES	RESPONSES	
Yes	0.80%	1
No	99.20%	124
TOTAL		125

Q4 Are you operating short-handed in any city department as a result of quarantine/self-quarantine/or confirmed infections (do not include working from home as a reason)?

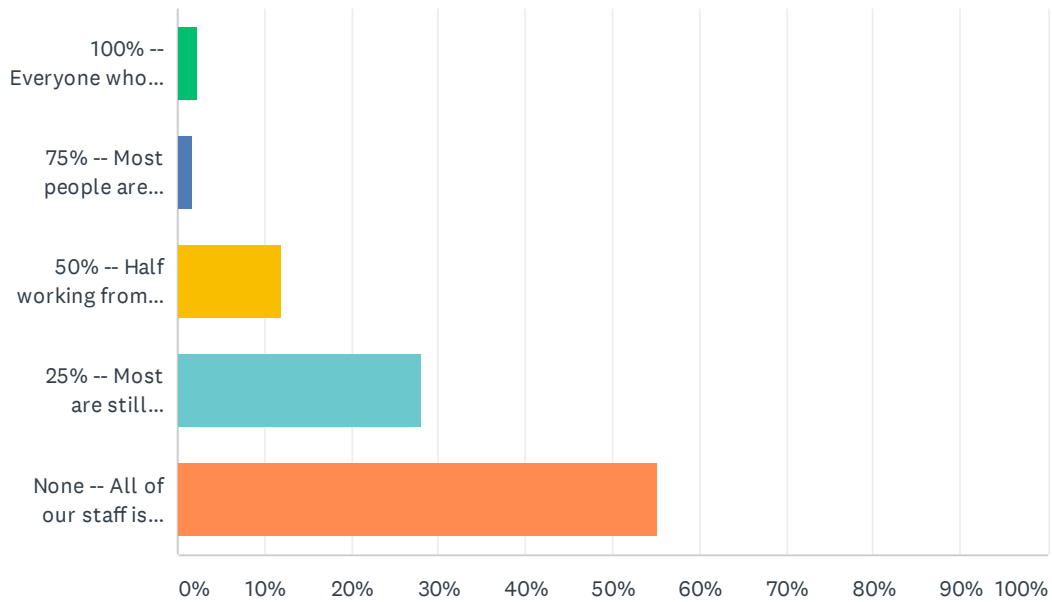
Answered: 125 Skipped: 0



ANSWER CHOICES	RESPONSES	
Yes	10.40%	13
No	89.60%	112
TOTAL		125

Q5 What percent of your employees are working from home? We're looking for an estimate

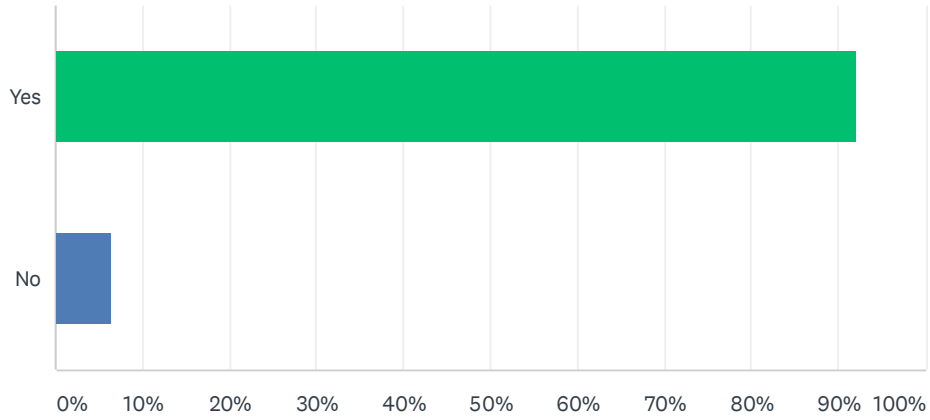
Answered: 125 Skipped: 0



ANSWER CHOICES	RESPONSES	
100% -- Everyone who can is working from home	2.40%	3
75% -- Most people are working from home	1.60%	2
50% -- Half working from home	12.00%	15
25% -- Most are still coming to work	28.00%	35
None -- All of our staff is still coming to work	55.20%	69
TOTAL		125

Q6 Have you closed any city buildings or facilities to the public?

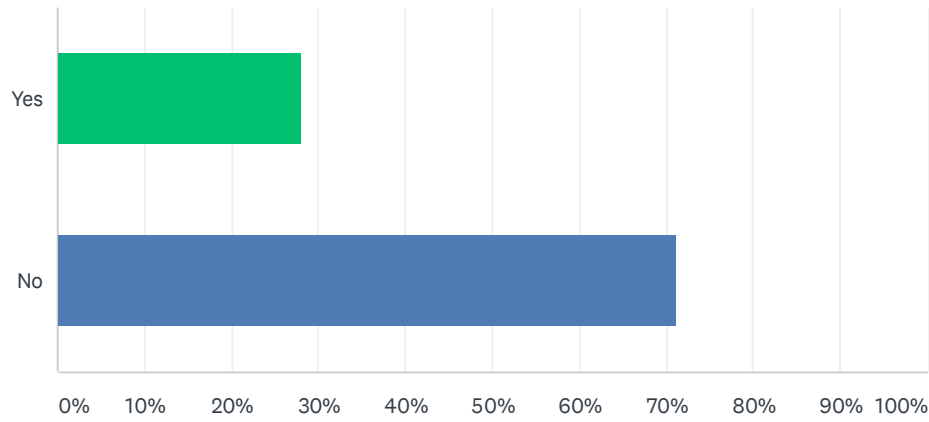
Answered: 125 Skipped: 0



ANSWER CHOICES	RESPONSES	
Yes	92.00%	115
No	6.40%	8
TOTAL		125

Q7 Have you declared a local state of emergency?

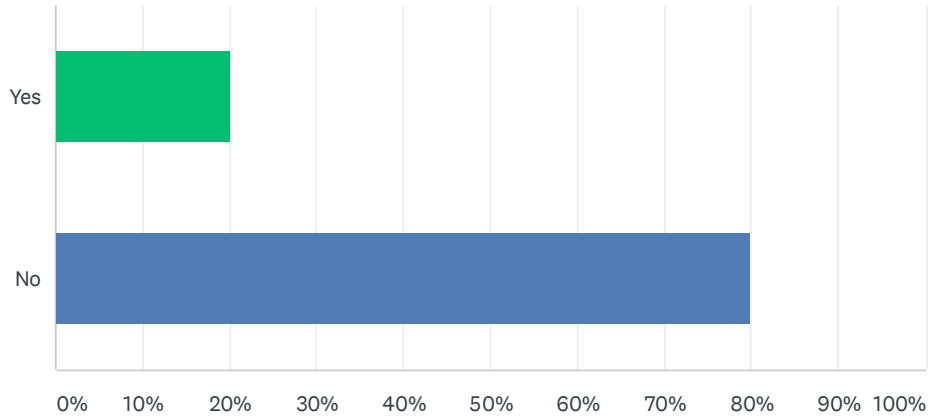
Answered: 125 Skipped: 0



ANSWER CHOICES	RESPONSES	
Yes	28.00%	35
No	71.20%	89
TOTAL		125

Q8 Have you adopted any local orders independent of the federal guidance and Governor Lee's declaration and executive orders?

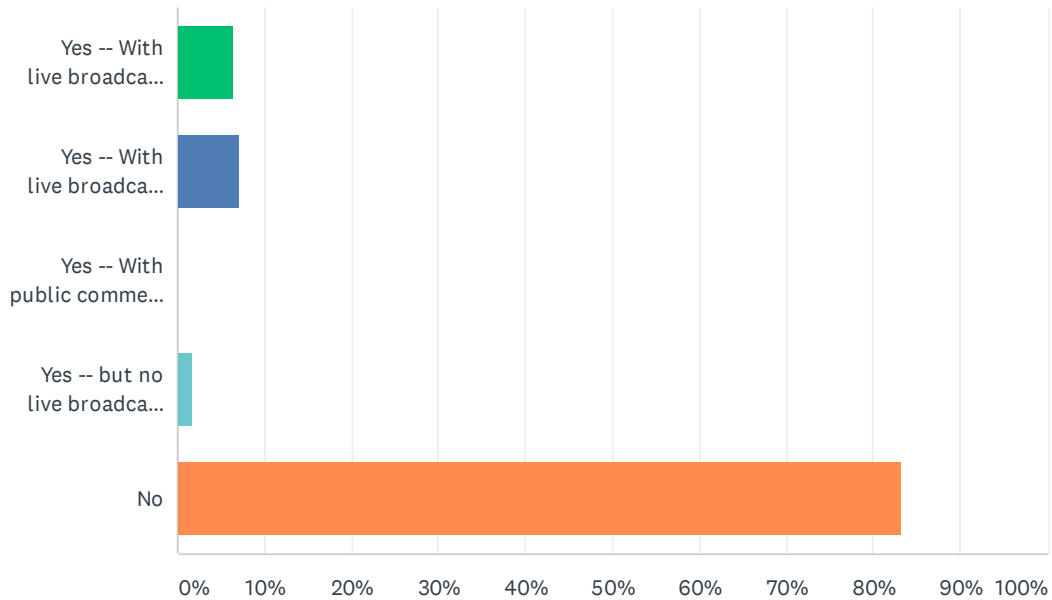
Answered: 125 Skipped: 0



ANSWER CHOICES	RESPONSES	
Yes	20.00%	25
No	80.00%	100
TOTAL		125

Q9 Have you conducted any city meetings electronically? If so, please identify the technology utilized and whether you provided live broadcast and whether you were able to facilitate public comments

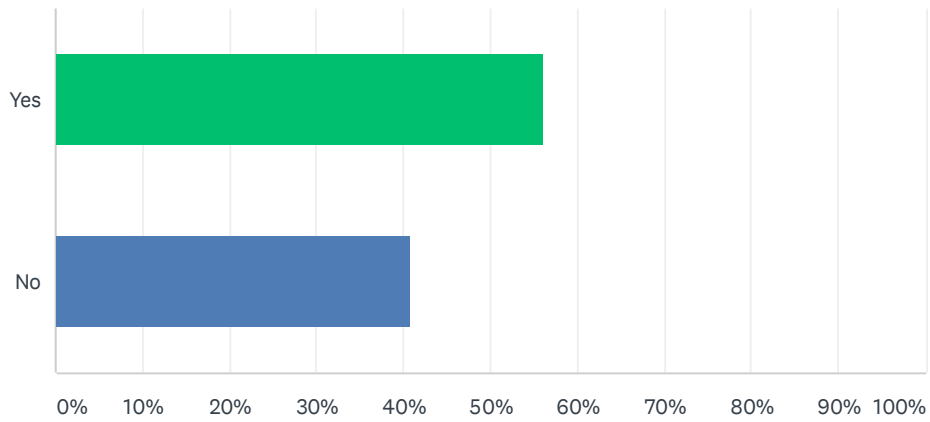
Answered: 125 Skipped: 0



ANSWER CHOICES	RESPONSES	
Yes -- With live broadcast and public comments	6.40%	8
Yes -- With live broadcast but no public comments	7.20%	9
Yes -- With public comments but no live broadcast	0.00%	0
Yes -- but no live broadcast and no public comments	1.60%	2
No	83.20%	104
TOTAL		125

Q10 Have you altered standard operating procedures for EMT, firefighters or law enforcement officers responding to calls?

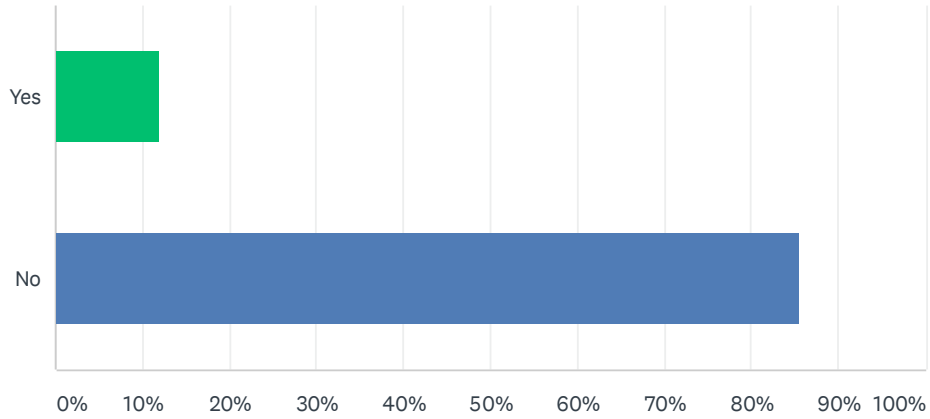
Answered: 125 Skipped: 0



ANSWER CHOICES	RESPONSES	
Yes	56.00%	70
No	40.80%	51
TOTAL		125

Q11 Have you found it necessary to alter shifts for firefighters, EMTs or police officers?

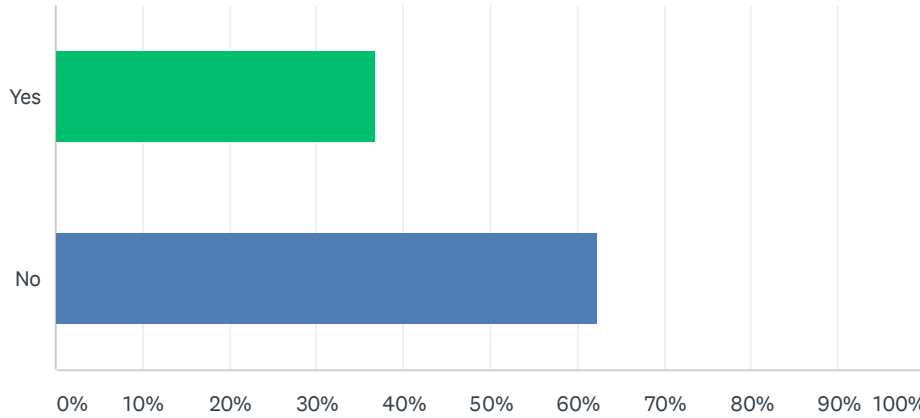
Answered: 125 Skipped: 0



ANSWER CHOICES	RESPONSES	
Yes	12.00%	15
No	85.60%	107
TOTAL		125

Q14 Are you receiving information concerning municipal residents/visitors that have been tested, tested positive, presumed positive but awaiting test results?

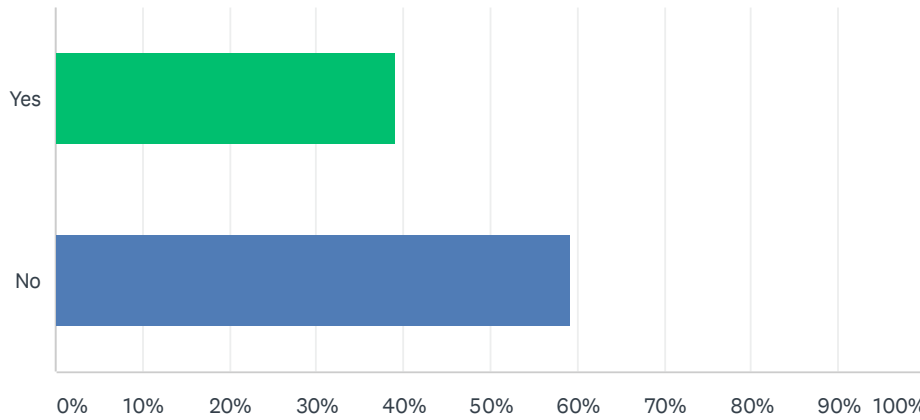
Answered: 125 Skipped: 0



ANSWER CHOICES	RESPONSES
Yes	36.80% 46
No	62.40% 78
TOTAL	125

Q15 Have you established regular communications with your local hospitals? If so, what are they telling you concerning testing capacity, available beds, available ventilators, PPE, etc.?

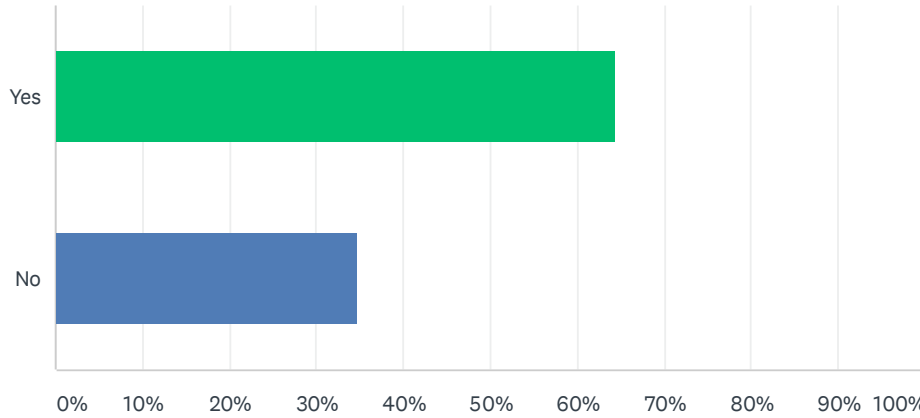
Answered: 125 Skipped: 0



ANSWER CHOICES	RESPONSES	
Yes	39.20%	49
No	59.20%	74
TOTAL		125

Q16 Have you been able to establish a working relationship with your county health director (department) and are you coordinating with the department on closures and city/county specific updates?

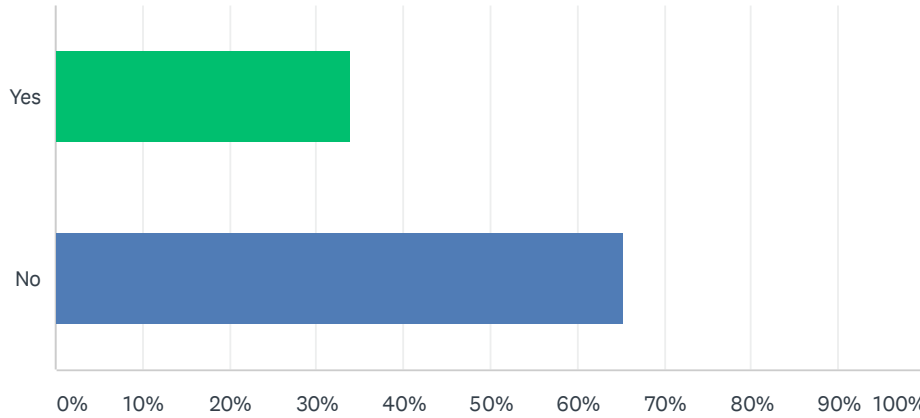
Answered: 124 Skipped: 1



ANSWER CHOICES	RESPONSES	
Yes	64.52%	80
No	34.68%	43
TOTAL		124

Q17 Are you aware of any city-owned properties or publicly-owned properties within your city/town that might be utilized as testing sites or temporary hospitals to care for COVID-19 patients?

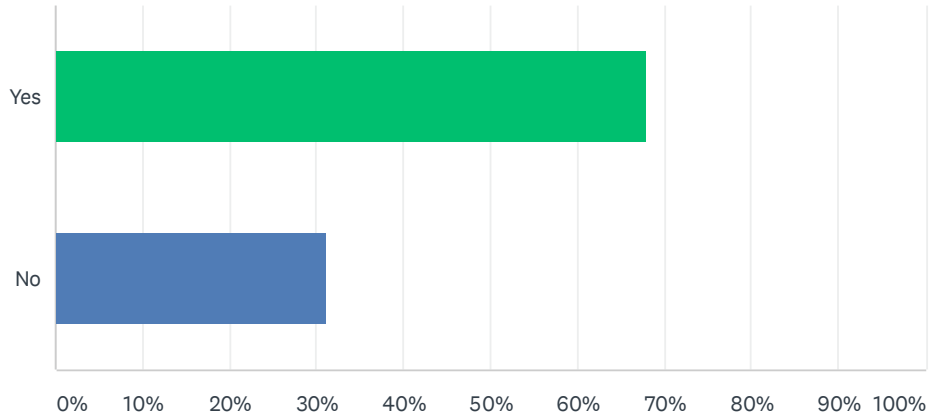
Answered: 124 Skipped: 1



ANSWER CHOICES	RESPONSES	
Yes	33.87%	42
No	65.32%	81
TOTAL		124

Q18 What is the status of your grocery stores? Are people able to get the products they require?

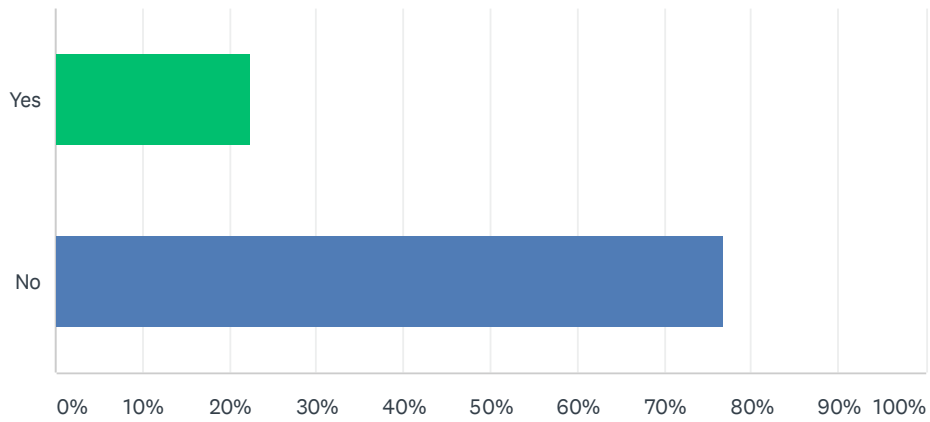
Answered: 125 Skipped: 0



ANSWER CHOICES	RESPONSES	
Yes	68.00%	85
No	31.20%	39
TOTAL		125

Q19 Are you having difficulty providing or have you suspended provision of any city services?

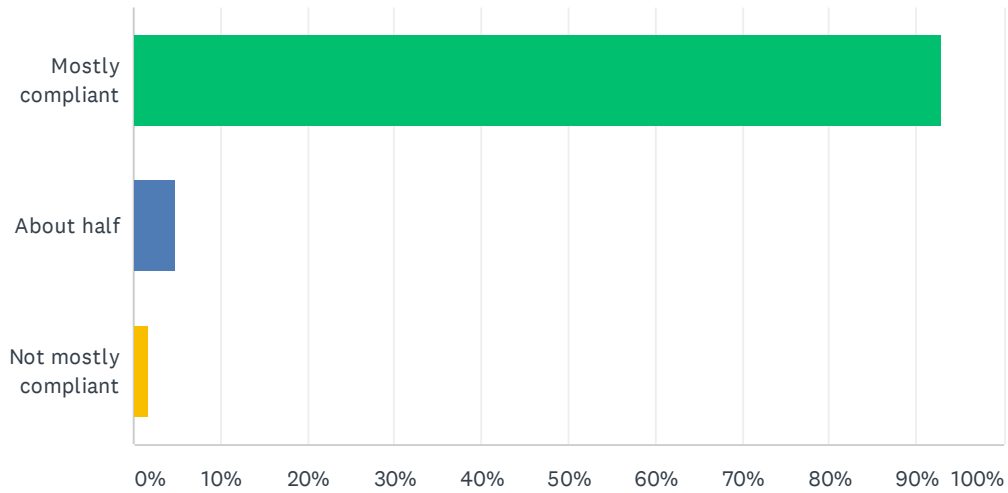
Answered: 125 Skipped: 0



ANSWER CHOICES	RESPONSES	
Yes	22.40%	28
No	76.80%	96
TOTAL		125

Q20 What would you estimate is the compliance rate of local businesses with Governor Lee's executive order? With any local orders affecting businesses?

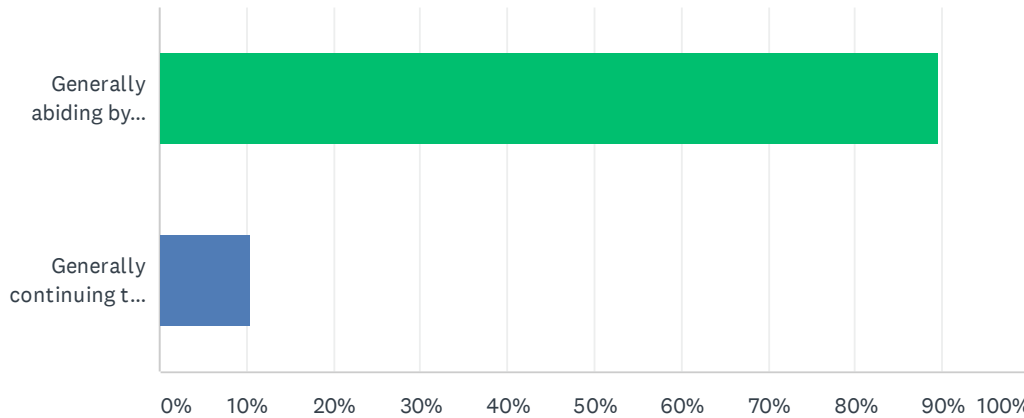
Answered: 125 Skipped: 0



ANSWER CHOICES	RESPONSES
Mostly compliant	92.80% 116
About half	4.80% 6
Not mostly compliant	1.60% 2
TOTAL	125

Q21 Are residents of your community generally abiding by the social distancing guidance and limiting trips outside the home or are they largely continuing to socialize and go out in public as normal?

Answered: 125 Skipped: 0



ANSWER CHOICES	RESPONSES	
Generally abiding by social distancing	89.60%	112
Generally continuing to socialize and go out in public	10.40%	13
TOTAL		125

Section 4 – Written Analysis

Question 2: Are any of your city officials or employees under a quarantine order including a self-quarantine because of suspected exposure?

19 cities (15%) answered in the affirmative.

Where cities answered yes officials and employees are in self-quarantine because of possible exposure through travel, knowledge of a family member or friend who was tested or confirmed, higher risk because of pre-existing health conditions, or fear of exposure through interactions with the public in the line of duty.

Question 3: Have any city officials or employees tested positive for the coronavirus?

White Bluff is the only city to answer in the affirmative.

2 cities were awaiting test results at the time of the survey.

Question 4: Are you operating short-handed in any city department as a result of quarantine/self-quarantine/or confirmed infections (do not include working from home as a reason)?

113 cities (91%) answered “no.”

3 cities commented that non-essential staff isn’t working.

Question 5: What percent of your employees are working from home? We're looking for an estimate.

105 cities (85%) still have all or most of their staff coming to work.

This is most common among category 3 and 4 cities with smaller workforces, where many positions are public safety related and can’t be performed from home.

Question 6: Have you closed any city buildings or facilities to the public?

116 cities (93%) answered in the affirmative.

20 cities commented that ALL buildings are closed to the public.

10 cities commented that all buildings are closed but parks remain open.

City Hall trends:

Drive thru only – 20 cities

Open (fully or with limitations on visitors/hours) – 10 cities

Dropbox/overnight box only – 8 cities

Open for business by appointment – 8 cities

Question 7: Have you declared a local state of emergency?

35 cities (28%) answered in the affirmative.

6 cities are currently considering a local declaration.

4 cities reported either confusion about their local powers or the understanding that their charter prohibits it.

Question 8: Have you adopted any local orders independent of the federal guidance and Governor Lee's declaration and executive orders?

25 cities (20%) answered in the affirmative.

5 cities specify they have “safer at home” orders in place.

4 cities reported they are following the governor’s order in lieu of local action.

2 cities want stronger state action.

2 cities specify they have suspended disconnects and late fees for utilities.

2 cities, as was the case with question 7, reported confusion about what local powers are available.

Question 9: Have you conducted any city meetings electronically? If so, please identify the technology utilized and whether you provided live broadcast and whether you were able to facilitate public comments.

Response breakdown with 105 cities (84%) responding “No.”

Yes -- With live broadcast and public comments	8
Yes -- With live broadcast but no public comments	9
Yes -- With public comments but no live broadcast	0
Yes -- but no live broadcast and no public comments	2
No	105 (84%)

Technology Used:

9 cities have used Zoom for their meeting.

7 cities have use Facebook Live

Other platforms mentioned in the comments that cities have used or are planning to use:

Youtube, Webex, GoTo Meeting, Microsoft Teams, Google Meeting.

Question 10: Have you altered standard operating procedures for EMT, firefighters or law enforcement officers responding to calls?

71 cities (58%) answered in the affirmative.

21 cities have changed police protocols to respond only to emergency/dangerous calls and not non-emergency/minor calls.

15 cities commented that new PPE protocols are in place.

11 cities have police taking reports by phone in all possible circumstances.

9 cities commented that EMS is leading on calls and 3 cities commented that police/fire only respond after request from EMS.

6 cities commented that they are screening calls to inquire about COVID-19.

Question 11: Have you found it necessary to alter shifts for firefighters, EMTs or police officers?

15 cities (12%) answered in the affirmative with most of those cities (13 total) being category 3 and 4 cities that have smaller staffs.

5 cities reported issues created by having volunteer only staff such as their fire fighters.

3 cities responded they are rotating shifts with another 4 cities making plans for it.

3 cities reported increasing the hours for their police force.

Question 12: What is the greatest COVID-19 challenge your city/town is facing at this moment?

32 cities expressed **concern about the economic impact on local businesses and the effect of less revenue.**

18 cities reported **public understanding and adherence to guidelines.**

5 cities pointed to the dynamic between **local emergency powers and state power.**

4 cities reported concerns about their **local hospital and EMS.**

3 cities reported **maintaining services** as their greatest challenge at this moment:

2 cities reported **utility disconnects** and an **inability of customers to pay their bill.**

Comments follow below:

32 cities expressed **concern about the economic impact on local businesses and the effect of less revenue** as their greatest challenge at this moment (sample comments below):

Franklin: "in the long run, the economic challenges for small businesses."

Paris: "Economic, our businesses, especially small businesses, are struggling greatly."

Manchester: "small businesses having to close, loss of revenue, factories wanting to stay open, and hysteria on social media."

Sweetwater: "Sweetwater is worried about sales tax- and May even see a few small business totally close due to these off weeks. That will continue to get worse..."

Caryville: "Don't know what our revenues will look like in the future due to the COVID-19. We don't have property tax so we rely on state shared taxes."

18 cities reported **public understanding and adherence to guidelines** as their greatest challenge at this moment (sample comments below):

Athens: "Warm, sunny weather drawing crowds outside and they're beginning to resist the governor's encouragement to stay home. Some businesses requesting that they be forced to close, which we lack the authority to enforce. Mentally unstable people commenting on social media."

Sevierville: "getting certain members of the public to take it seriously."

Graysville: "Getting the Citizens to realize the serious of this Covid-19 Crisis."

Troy: "Citizens wanting to get together at the local gas station to drink coffee and talk about their day."

Trezevant: "Citizens not staying in their homes."

15 cities reported **Inability to get PPE and other supplies** as their greatest challenge at this moment (sample comments below):

Elizabethton: "Biggest challenges so far: no ability to purchase PPE and cleaning supplies..."

Greenbrier: "Finding cleaning, disinfection, and protective supplies for employees."

Algood: "Ensuring residents have the needed supplies."

Gilt Edge: "Assuring the safety of our volunteer fire fighters and making sure they have needed PPE."

5 cities pointed to the dynamic between **local emergency powers and state power** as their greatest challenge at this moment (sample comments below):

Johnson City: "Whether or not to issue a Safer at Home Order. If health professionals feel this is the best thing to do, they need to say so and the Governor needs to do it from the State level in order for it to be effective. Individual Cities doing such will not be effective."

Columbia: “Inconsistency between what cities are doing and knowing what we are able to do. We also fear that our local, regional hospital will continue to be inundated especially as the regional counties which we serve as a hub begin having confirmed cases.”

Springfield: “A county with 11 cities all doing something different. Keeping up with state and federal orders and directives. People who cross county borders to work or visit healthcare services. No uniformity.

Dyer: “...We don't know what we can legally do (re: executive action) to protect our citizens.”

4 cities reported concerns about their **local hospital and EMS** as their greatest challenge at this moment (sample comments below):

Jackson: “The two greatest challenges are the economy and risk to our public hospital.”

Gallatin: “Burden on hospital and EMS. There have been several EMS employees quarantined and/or positive. While county, it is impacting us.”

Waverly: “FEAR OF CLOSURE OF LOCAL HOSPITAL DUE TO FINANCIAL ISSUES.”

Parsons: “[having a] capable medical facility should the need arise.”

3 cities reported **maintaining services** as their greatest challenge at this moment:

Savannah: “Maintain essential services with a healthy City workforce.”

Lakesite: “Maintaining city services while trying to keep everyone safe.”

Rossville: “Rossville has limited personnel and may be unable to provide required services if quarantined with the virus.”

2 cities reported **utility disconnects** and an **inability of customers to pay their bill** as their greatest challenge at this moment:

Cowan: “Water disconnects.”

Tennessee Ridge: “Customers who are unable to pay their utility bill.”

Question 13: What is your city's/town's greatest need at this moment?

This question is similar to question 12, and many of the responses track with those identified as the “greatest challenge at this moment.”

38 cities identified **PPE and other supplies**.

19 cities identified **economic concerns**.

11 cities identified **state action**.

4 cities identified **information**.

3 cities identified **testing**.

3 cities identified **public adherence to guidelines/orders**.

Comments follow below:

38 cities identified **PPE and other supplies** as their greatest need (sample comments below):

Gallatin: "Probably PPE, improvement of test turnaround times and better coordinated communication with the state. The numbers are inconsistent day to day. It would also help if the State Health Department allowed our local health department some authority."

Morristown: "PPE for first responders and educational opportunities to kids out of school."

Manchester: "Hospital supplies and making sure they have the equipment to handle what is coming."

Somerville: "PPE for Firefighters and Police."

South Carthage: "PPE for fire and police use - (sanitation and sewer workers will soon need gloves also)"

Rutledge: "the same with all cities keeping basic supplies on the shelves. We don't have a grocery store so it is a greater need in our city than most."

Stanton: "We want to share PPE with the Health Clinic, but we can't find any or the orders are delayed."

19 cities identified **economic concerns** as their greatest need (sample comments below):

Kingsport: "...We need funding to make up for Sales Tax shortfall."

Martin: "We are seeing our sales tax dry up."

Sweetwater: "Sweetwater needs temporary funding for businesses. If this continues for a while, we will be forced to cut capital expenditures."

Louisville: "Protection from decreased revenue."

White Bluff: "Supporting our local businesses so they can stay open."

Dandridge: "To protect our sales tax base, we depend on sales tax to help fund the town."

Pleasant Hill: "...Frankly, money. Being a small town, who imposes no property taxes and exists on the tax checks we receive, this has been a drain on our expenses to purchase safety supplies to assure we are protected. My clerk is part time and does not typically get paid when she does not work. I have also responded to our local UCDD in their request to pinpoint areas where they can assist seniors with meals through a grant. This would solve two concerns mainly the issue of our seniors receiving proper nutrition (and regularly), and give a shot of support to our local restaurant."

11 cities identified **state action** as their biggest need (sample comments below):

Columbia: "Consistency and clear guidance from the state."

Springfield: "A consistent statewide directive."

Ripley: "Governor issuing more restrictive executive orders to clear up issues regarding gatherings (church, funerals, etc)."

Loretto: "Better state guidance and mandates coming from the state."

4 cities identified **information** as their greatest need (sample comments below):

Clarksville: "Accurate information."

Lakesite: "Better communication with city residents about the virus and its impact on them and precautions adopted by the city."

3 cities identified **testing** as their greatest need:

Franklin: "Testing for COVID-19 with a shorter response time. Concerned our medical facilities will be overwhelmed if we can't stop the spread of the virus."

Jackson: "Testing, PPEs and money"

Livingston: "More test at the Health Dept."

3 cities identified **public adherence to guidelines/orders** as their greatest need:

Graysville: "Keeping people to slow down and not stay out in the public. They are basically living their lives as normal."

Pleasant Hill: "Convincing our locally-born residents to quarantine..."

Milledgeville: "Continuing to get the word out that the virus is as dangerous as it really is."

Question 14: Are you receiving information concerning municipal residents/visitors that have been tested, tested positive, presumed positive but awaiting test results?

79 cities (63%) answered in the affirmative.

8 cities reported they are receiving daily updates.

16 cities reported they are only receiving county-specific data.

4 cities have been told that HIPAA prevents sharing this data.

Question 15: Have you established regular communications with your local hospitals? If so, what are they telling you concerning testing capacity, available beds, available ventilators, PPE, etc.?

75 cities (60%) answered in the affirmative.

12 cities reported fears of meeting surge capacity.

11 cities reported they have no local hospital. 3 of these cities are from category 3 with the other 11 from category 4.

10 cities reported shortages in PPE.

5 cities reported challenges with testing.

3 cities in category population 3 reported fears about a future ventilator shortage.

Question 16: Have you been able to establish a working relationship with your county health director (department) and are you coordinating with the department on closures and city/county specific updates?

80 cities (65%) answered in the affirmative.

14 cities reported they are coordinating through the county mayor's office.

13 cities reported daily contact.

7 cities are coordinating through their EMA.

2 cities reported frustration:

"The county health department seems to have to run everything up the chain and wait for it to come back down, which does not make for expeditious action. Very frustrating for them and for us."

"They are telling me they do not have the authority to shut things down which I find that to be incorrect."

Question 17: Are you aware of any city-owned properties or publicly-owned properties within your city/town that might be utilized as testing sites or temporary hospitals to care for COVID-19 patients?

42 cities (34%) answered in the affirmative

Types of properties specifically identified:

- Convention Center/Community Center/Senior Center – Sevierville, Lakesite, Huntingdon, Dresden, Arlington, Lebanon, Pleasant Hill, Athens, Martin, Dandridge, Chapel Hill and Troy
- City Park /Ballfield– Athens, Dyer, Wildersville, Lakesite, Hornbeak, Savannah, Dayton
- School /University -- Decatur, Henderson, Harrogate
- Fairgrounds – Jackson

Tennessee Municipal League -- 226 Anne Dallas Dudley Blvd., STE 710, Nashville, TN 37219

- City Parking Lot – Tennessee Ridge
- Vacant County Nursing Home (60 beds) -- Waverly
- Tents -- Lafayette

83 cities (66%) indicated they were not aware of any city or publicly-owned buildings or properties within their city that could be utilized for either testing or temporary hospitals.

- 2 pop category 1 – Clarksville, Kingsport
- 8 pop category 2 – Farragut, Union City, Shelbyville, LaVergne, Elizabethton, Lawrenceburg, Manchester, Lewisburg
- 73 pop category 3 / category 4

Question 18: What is the status of your grocery stores? Are people able to get the products they require?

Generally, vast majority of respondents, whether answered “yes” or “no” comments were same:

- Shortages of basics and staples – empty shelves but re-stocking as fast as can – toilet paper, hand sanitizer, cleaning supplies, meat, milk, eggs, bread and rice.
- Shortened store hours – several mentioned senior shopping hours

14 that answered “no” are worth watching:

- Eagleville, Pleasant View, Troy, Cumberland Gap, Elkton, Louisville, Middleton, Rutledge, Pleasant Hill, Parrottsville, Cowan, Michie, Woodland Mills and Mason
- 2 pop category 3– Pleasant View and Louisville
- 12 pop category 4 – Eagleville, Troy, Cumberland Gap, Elkton, Middleton, Rutledge, Pleasant Hill, Parrottsville, Cowan, Michie, Woodland Mills and Mason
- Many in pop category 4 that answered “no” have no grocery or only a Dollar General. Not restocked regularly. Have to drive 10 or more miles to nearest grocery and then contend with shortages.

Question 19: Are you having difficulty providing or have you suspended provision of any city services?

26 cities identified reduced services or closures.

Ripley – Closed city family fitness center and canceled city meetings

Newport – closed community center

Lebanon – family fitness and senior center

Mason – EMT and Fire Department grave concern

Sevierville – community center, indoor recreation center and after school programs

White House – Library, recreational programs, senior center, weekly seniors’ lunch

LaVergne --Library and senior center

Paris – cardboard bulk pick up

Kingston Springs – City Hall staffing

Three Way – City Park
Lafayette – city park and lobbies of all municipal buildings
Springfield – parks and recreation services cancelled
Savannah – closed city parks and suspended all recreational programs
Stanton – closed down the Cannery ??? Commercial??
Dover – closed city hall main entrance and drive-thru and suspended TN driver’s license service
Covington – eliminated utility cut off for 30 days
Camden – closed city hall to walk-ins (drive-thru open)
Greenville – suspended use of city parks and recreation facilities for group activities
Manchester – public works department now running routes every 2 weeks rather than weekly
Kingsport – mentioned in response to other questions
Martin – suspended water cutoff
Crossville – suspended all recreational programs, limited access to city hall
Union City – closed restroom in city park, city hall entrance closed (drive-thru open)
Athens – scaled back services that require close human contact or large gatherings
Milan – reduced brush pick up
Calhoun – closed library

Question 20: What would you estimate is the compliance rate of local businesses with Governor Lee's executive order? With any local orders affecting businesses?

118 cities (92%) said local businesses were mostly compliant.

6 cities (5%) said only half of the local businesses were compliant:

Algood, Livingston, Dover, Troy, South Carthage, Woodland Mills

2 cities (2%) said most local businesses were not compliant:

Tennessee Ridge, Dandridge

Dandridge commented that corporate restaurants (as opposed to locally-owned) are not complying and the mayor has personally visited those businesses.

Athens was one of several commenting on nail/hair salons not complying; the convenience stores are open but want to be forced to close.

Question 21: Are residents of your community generally abiding by the social distancing guidance and limiting trips outside the home or are they largely continuing to socialize and go out in public as normal?

118 (90%) of cities responded that people are generally abiding by social distancing and limiting trips outside.

13 (9%) of respondents indicated some residents are continuing to socialize and move about without observing mitigation guidance.

Most of the respondents that commented, including those that indicated “continuing to go out and socialize in public,” indicated congregating in public places, convenience stores. Some comments indicate that as EO and local orders sink in and compliance with closures have taken hold less of this is occurring. Some cited increase of public congregating at parks, neighborhoods and stores as weather improved.

Looking at comments from only those respondents that indicated “continuing to go out and socialize in public” does not reveal any real problems. Most comments suggest this was based on anecdotal evidence. No concrete patterns or consistent problems.

However, with the passing of days and strain of interrupted lives, federal officials suggesting reversing course or publicly questioning the value of social distancing, and improving weather conditions, it will be interesting to see if city officials respond differently in future surveys.

Question 22: Have you noticed any trends/patterns emerging within your community or within your own operations that are worth noting?

95 of the 107 cities responding to this question either indicated that they have not seen any identifiable trends or repeated comments captured in other survey questions.

Generally, respondents commented on their community coming together with residents helping neighbors.

Most expressed community support for EO but also indicated that not all are taking it as seriously as they should. Some noted opposition to closings in their community.

Naturally, there were observations concerning the impact to local businesses.

Also, many expressed a desire to have standard essential v. non-essential business.

Of those respondents with city-specific comments not addressed above:

- Newport expressed concerns that elderly not remaining indoors
- Belle Meade talked about opportunity to re-energize Neighborhood Watch program as city is utilizing block captains to check on neighbors and relate information from city hall, in turn, information and feedback from residents is being shared with city hall.
- Lakesite reported significant increase in purchase of alcoholic beverages
- Arlington noted that food trucks are coming in, without license or permit, to compete with local restaurants for takeout business
- Dandridge asked why TDOT doing traffic count now, of all times and unhappy with governor’s actions at time spending money to recruit retail
- Rossville commented that city employees working hard and exhausted
- Chapel Hill noted domestic calls increasing

Section 5 – Response Data

by Population Category and Grand Division

Several survey questions (12, 13, & 22) are only answerable through comment and are not available in the response data of Section 5. Analysis of these questions is available in Section 4.

Category 1 – Cities with a population above 50,000 residents.

Category 2 – Between 10,000 and 49,999 residents.

Category 3 – Between 2,000 and 9,999 residents.

Category 4 – Less than 2,000 residents.

Question 2:

Count of Question 2: Are any of your city officials or employees under a quarantine order including a self-quarantine because of suspected exposure?						
Row Labels	Column Labels	Category 1	Category 2	Category 3	Category 4	Grand Total
			1	9	6	16
East				2		2
Middle				6	3	9
West			1	1	2	4
(blank)					1	1
No		3	16	30	41	90
East		2	5	11	12	30
Middle		1	8	10	10	29
West			3	9	19	31
Yes		3	3	7	7	20
East		1	1		5	7
Middle		1	2	2	2	7
West		1		5		6
Grand Total		6	20	46	54	126

Question 3:

Count of Question 3: Have any city officials or employees tested positive for the coronavirus?						
Row Labels	Column Labels	Category 1	Category 2	Category 3	Category 4	Grand Total
			1	9	6	16
East				2		2
Middle				6	3	9
West			1	1	2	4
(blank)					1	1
No		6	19	36	48	109
East		3	6	11	17	37
Middle		2	10	11	12	35
West		1	3	14	19	37
Yes				1		1
Middle				1		1
Grand Total		6	20	46	54	126

Question 4:

Count of Question 4: Are you operating short-handed in any city department as a result of quarantine/self-quarantine/or confirmed infections (do not include working from home as a reason)?					
Row Labels	Category 1	Category 2	Category 3	Category 4	Grand Total
		1	9	6	16
East			2		2
Middle			6	3	9
West		1	1	2	4
(blank)				1	1
No	4	17	33	46	100
East	2	5	9	17	33
Middle	1	9	11	10	31
West	1	3	13	19	36
Yes	2	2	4	2	10
East	1	1	2		4
Middle	1	1	1	2	5
West			1		1
Grand Total	6	20	46	54	126

Question 5:

Count of Question 5: What percent of your employees are working from home? We're looking for an estimate					
Row Labels	Category 1	Category 2	Category 3	Category 4	Grand Total
		1	9	6	16
East			2		2
Middle			6	3	9
West		1	1	2	4
(blank)				1	1
100% -- Everyone who can is working from home				3	3
West				3	3
25% -- Most are still coming to work	3	9	7	10	29
East	3	3	1	6	13
Middle		5	1	3	9
West		1	5	1	7
50% -- Half working from home	2	3	3	6	14
East		2	2	3	7
Middle	1	1	1		3
West	1			3	4
75% -- Most people are working from home	1		1		2
Middle	1				1
West			1		1
None -- All of our staff is still coming to work		7	26	29	62
East		1	8	8	17
Middle		4	10	9	23
West		2	8	12	22
Grand Total	6	20	46	54	126

Question 6:

Count of Question 6: Have you closed any city buildings or facilities to the public?					
Row Labels	Category 1	Category 2	Category 3	Category 4	Grand Total
0					1
East				1	1
		1	9	6	16
East			2		2
Middle			6	3	9
West		1	1	2	4
(blank)				1	1
No	1			6	7
East				3	3
Middle	1			1	2
West				2	2
Yes	5	19	37	41	102
East	3	6	11	13	33
Middle	1	10	12	11	34
West	1	3	14	17	35
Grand Total	6	20	46	54	126

Question 7:

Count of Question 7: Have you declared a local state of emergency?					
Row Labels	Category 1	Category 2	Category 3	Category 4	Grand Total
0					1
West			1		1
		1	9	6	16
East			2		2
Middle			6	3	9
West		1	1	2	4
(blank)				1	1
No	2	12	27	37	78
East	2	6	11	12	31
Middle		3	10	12	25
West		3	6	13	22
Yes	4	7	9	11	31
East	1			5	6
Middle	2	7	2		11
West	1		7	6	14
Grand Total	6	20	46	54	126

Question 8:

Count of Question 8: Have you adopted any local orders independent of the federal guidance and Governor Lee's declaration and executive orders?

Row Labels	Category 1	Category 2	Category 3	Category 4	Grand Total
		1	9	6	16
East			2		2
Middle			6	3	9
West		1	1	2	4
(blank)				1	1
No	2	15	33	40	90
East	2	5	11	13	31
Middle		7	11	10	28
West		3	11	17	31
Yes	4	4	4	8	20
East	1	1		4	6
Middle	2	3	1	2	8
West	1		3	2	6
Grand Total	6	20	46	54	126

Question 9:

Count of Question 9: Have you conducted any city meetings electronically? If so, please identify the technology utilized and whether you provided live broadcast and whether you were able to facilitate public comments

Row Labels	Category 1	Category 2	Category 3	Category 4	Grand Total
0			1		1
West			1		1
		1	9	6	16
East			2		2
Middle			6	3	9
West		1	1	2	4
(blank)				1	1
No	1	15	31	43	90
East	1	4	11	14	30
Middle		8	10	11	29
West		3	10	18	31
Yes -- but no live broadcast and no public comments		1		1	2
Middle		1			1
West				1	1
Yes -- With live broadcast and public comments	3	2	2	1	8
East		1		1	2
Middle	2	1			3
West	1		2		3
Yes -- With live broadcast but no public comments	2	1	3	3	9
East	2	1		2	5
Middle			2	1	3
West			1		1
Grand Total	6	20	46	54	126

Question 10:

Count of Question 10: Have you altered standard operating procedures for EMT, firefighters or law enforcement officers responding to calls?						
Row Labels	Column Labels	Category 1	Category 2	Category 3	Category 4	Grand Total
0			1		1	2
West			1		1	2
16			1	9	6	16
East				2		2
Middle				6	3	9
West			1	1	2	4
(blank)					1	1
No		1	4	14	29	48
East		1	1	6	10	18
Middle			2	5	8	15
West			1	3	11	15
Yes		5	14	23	18	60
East		2	5	5	7	19
Middle		2	8	7	4	21
West		1	1	11	7	20
Grand Total		6	20	46	54	126

Question 11:

Count of Question 11: Have you found it necessary to alter shifts for firefighters, EMTs or police officers?						
Row Labels	Column Labels	Category 1	Category 2	Category 3	Category 4	Grand Total
0					2	2
East					1	1
West					1	1
16			1	9	6	16
East				2		2
Middle				6	3	9
West			1	1	2	4
(blank)					1	1
No		5	16	31	42	94
East		2	6	10	14	32
Middle		2	7	11	11	31
West		1	3	10	17	31
Yes		1	3	6	4	14
East		1		1	2	4
Middle			3	1	1	5
West				4	1	5
Grand Total		6	20	46	54	126

Question 14:

Count of Question 14: Are you receiving information concerning municipal residents/visitors that have been tested, tested positive, presumed positive but awaiting test results?

Row Labels	Category 1	Category 2	Category 3	Category 4	Grand Total
		1	9	6	16
East			2		2
Middle			6	3	9
West		1	1	2	4
(blank)				1	1
No	2	7	25	32	66
East	1	4	6	8	19
Middle	1	1	7	6	15
West		2	12	18	32
Yes	4	12	12	16	44
East	2	2	5	9	18
Middle	1	9	5	6	21
West	1	1	2	1	5
Grand Total	6	20	46	54	126

Question 15:

Count of Question 15: Have you established regular communications with your local hospitals? If so, what are they telling you concerning testing capacity, available beds, available ventilators, PPE, etc.?

Row Labels	Category 1	Category 2	Category 3	Category 4	Grand Total
		1	9	6	16
East			2		2
Middle			6	3	9
West		1	1	2	4
(blank)				1	1
No		5	22	42	69
East		3	8	17	28
Middle			7	10	17
West		2	7	15	24
Yes	6	14	15	6	41
East	3	3	3		9
Middle	2	10	5	2	19
West	1	1	7	4	13
Grand Total	6	20	46	54	126

Question 16:

Count of Question 16: Have you been able to establish a working relationship with your county health director (department) and are you coordinating with the department on closures and city/county specific updates?

Row Labels	Column Labels	Category 1	Category 2	Category 3	Category 4	Grand Total
0				1		1
Middle				1		1
1			1	9	6	16
East				2		2
Middle				6	3	9
West		1		1	2	4
(blank)					1	1
No		3	12	25		40
East		1		5	7	13
Middle				3	5	8
West		2		4	13	19
Yes		6	16	24	23	69
East		3	5	6	10	24
Middle		2	10	8	7	27
West		1	1	10	6	18
Grand Total		6	20	46	54	126

Question 17:

Count of Question 17: Are you aware of any city-owned properties or publicly-owned properties within your city/town that might be utilized as testing sites or temporary hospitals to care for COVID-19 patients?

Row Labels	Column Labels	Category 1	Category 2	Category 3	Category 4	Grand Total
0			1	1		2
East				1		1
Middle			1			1
1			1	9	6	16
East				2		2
Middle				6	3	9
West		1		1	2	4
(blank)					1	1
No		3	6	24	36	69
East		1	1	6	13	21
Middle		2	4	10	10	26
West			1	8	13	22
Yes		3	12	12	12	39
East		2	5	4	4	15
Middle			5	2	2	9
West		1	2	6	6	15
Grand Total		6	20	46	54	126

Question 18:

Count of Question 18: What is the status of your grocery stores? Are people able to get the products they require?					
Row Labels	Category 1	Category 2	Category 3	Category 4	Grand Total
0				2	2
East				2	2
		1	9	6	16
East			2		2
Middle			6	3	9
West		1	1	2	4
(blank)				1	1
No	2	7	6	18	33
East		2	2	5	9
Middle	1	4	1	6	12
West	1	1	3	7	12
Yes	4	12	31	28	75
East	3	4	9	10	26
Middle	1	6	11	6	24
West		2	11	12	25
Grand Total	6	20	46	54	126

Question 19:

Count of Question 19: Are you having difficulty providing or have you suspended provision of any city services?					
Row Labels	Category 1	Category 2	Category 3	Category 4	Grand Total
		1	9	6	16
East			2		2
Middle			6	3	9
West		1	1	2	4
(blank)				1	1
No	4	9	31	41	85
East	2	3	10	15	30
Middle	1	6	12	10	29
West	1		9	16	26
Yes	2	10	6	7	25
East	1	3	1	2	7
Middle	1	4		2	7
West		3	5	3	11
Grand Total	6	20	46	54	126

Question 20:

Count of Question 20: What would you estimate is the compliance rate of local businesses with Governor Lee's executive order? With any local orders affecting businesses?

Row Labels	Column Labels	Category 1	Category 2	Category 3	Category 4	Grand Total
0				1		1
Middle				1		1
			1	9	6	16
East				2		2
Middle				6	3	9
West			1	1	2	4
(blank)					1	1
About half				2	5	7
Middle				2	3	5
West					2	2
Mostly compliant		6	19	33	42	100
East		3	6	10	17	36
Middle		2	10	9	8	29
West		1	3	14	17	35
Not mostly compliant				1	1	2
East				1		1
Middle					1	1
Grand Total		6	20	46	54	126

Question 21:

Count of Question 21: Are residents of your community generally abiding by the social distancing guidance and limiting trips outside the home or are they largely continuing to socialize and go out in public as normal?

Row Labels	Column Labels	Category 1	Category 2	Category 3	Category 4	Grand Total	
				1	9	6	16
East				2		2	
Middle				6	3	9	
West			1	1	2	4	
(blank)					1	1	
Generally abiding by social distancing		5	17	34	41	97	
East		3	6	10	14	33	
Middle		1	8	11	11	31	
West		1	3	13	16	33	
Generally continuing to socialize and go out in public		1	2	3	7	13	
East				1	3	4	
Middle		1	2	1	1	5	
West				1	3	4	
Grand Total		6	20	46	54	126	