

**1. Urban Forests are described as trees in populated areas, such as cities, golf courses, and residential subdivisions. When comparing Cleveland's urban forest to other southeastern cities do you think that Cleveland has:**

		Response Percent	Response Count
A. More urban forests than other southeastern cities?		28.1%	124
<b>B. About the same amount of urban forest's compared to other cities?</b>		<b>55.9%</b>	<b>247</b>
C. Less urban forest than most other cities?		16.1%	71
<b>answered question</b>			<b>442</b>
<b>skipped question</b>			<b>0</b>



**2. Please tell us how important the following characteristics of trees are to you by choosing your answer below**

	Very important	Important	Not important	Undecided or Unsure	Rating Average	Response Count
A. Trees provide shade.	<b>72.4% (320)</b>	26.2% (116)	1.4% (6)	0.0% (0)	1.29	442
B. Trees increase privacy.	<b>57.7% (255)</b>	38.9% (172)	3.4% (15)	0.0% (0)	1.46	442
C. Trees decrease energy costs.	<b>68.1% (301)</b>	24.4% (108)	5.4% (24)	2.0% (9)	1.41	442
D. Trees slow wind.	34.6% (153)	<b>46.2% (204)</b>	17.0% (75)	2.3% (10)	1.87	442
E. Trees improve air quality.	<b>75.3% (333)</b>	21.9% (97)	1.8% (8)	0.9% (4)	1.28	442
F. Trees reduce street noise.	<b>58.6% (259)</b>	35.1% (155)	5.2% (23)	1.1% (5)	1.49	442
G. Trees provide wildlife habitat.	<b>69.7% (308)</b>	26.9% (119)	3.2% (14)	0.2% (1)	1.34	442
H. Trees produce attractive blooms.	<b>42.5% (188)</b>	<b>42.5% (188)</b>	13.1% (58)	1.8% (8)	1.74	442
<b>answered question</b>						<b>442</b>
<b>skipped question</b>						<b>0</b>

### 3. Please select an answer to the following question

	Very important	Important	Undecided	Undecided or Unsure	Rating Average	Response Count
If you were looking for a place to live (such as a house or apartment), how important would it be for the property to have trees?	62.4% (276)	31.4% (139)	4.3% (19)	1.8% (8)	1.45	442
<i>answered question</i>						442
<i>skipped question</i>						0

### 4. Have you removed, or had someone remove, an older tree from your resident property in the past 5 years?

		Response Percent	Response Count
Yes		47.1%	208
No		52.9%	234
<i>answered question</i>			442
<i>skipped question</i>			0

**5. (If you said no to the previous question please go to question #7) Why was the tree removed? mark all that apply.**

		Response Percent	Response Count
A. The tree was dead or almost dead.		77.2%	159
B. I was afraid the tree would fall on my house.		46.6%	96
C. I did not like to clean up leaves, sap, fruit, or branches.		6.3%	13
D. The tree attracted too many birds or insects.		3.4%	7
E. The tree blocked views.		3.9%	8
F. There was danger of of the roots damaging my foundation.		8.7%	18
G. The surface roots got in the way of walking or mowing.		4.4%	9
H. The tree was not attractive.		8.7%	18
I. I wanted to let more sunlight into my yard or house.		7.8%	16
J. I prefer yards with few or no trees.		1.5%	3
K. I was worried that a stranger could hide behind it.		0.0%	0
L. It aggravated my allergies.		2.4%	5
M. Other(specify below).		15.5%	32
	Other (please specify)		43
<b>answered question</b>			<b>206</b>
<b>skipped question</b>			<b>236</b>

**6. Out of all the reasons given above, which was the most important?  
(Specify the letter)**


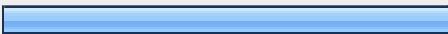
	<b>Response Count</b>
	178
<i>answered question</i>	178
<i>skipped question</i>	264

## 7. Please rate the following questions





	Strongly Agree	Agree	Undecided	Disagree	Strongly Disagree	Rating Average	Response Count
A. Residential developers should cut down fewer trees when building new subdivisions?	<b>65.2% (288)</b>	26.7% (118)	3.4% (15)	3.6% (16)	1.1% (5)	1.49	442
B. Commercial developers should not be required to protect old trees, or plant new trees.	2.5% (11)	5.0% (22)	7.2% (32)	33.0% (146)	<b>52.3% (231)</b>	4.28	442
C. I find it hard to get concerned about environmental issues.	0.5% (2)	7.2% (32)	8.1% (36)	<b>48.9% (216)</b>	35.3% (156)	4.11	442
D. Too much development of waterfront and natural areas will cause irreversible damage.	31.4% (139)	<b>38.2% (169)</b>	18.3% (81)	9.7% (43)	2.3% (10)	2.13	442
E. I would switch brands of a product for environmental reasons.	18.6% (82)	<b>44.3% (196)</b>	25.8% (114)	9.7% (43)	1.6% (7)	2.31	442
F. Clear-cut property adds aesthetic value (beauty) to Cleveland.	2.0% (9)	3.2% (14)	14.0% (62)	32.4% (143)	<b>48.4% (214)</b>	4.22	442
G. Clear-cutting is necessary for economic development and city growth.	1.6% (7)	10.2% (45)	20.4% (90)	<b>34.4% (152)</b>	33.5% (148)	3.88	442
H. I would prefer to purchase a home on land that has been cleared of all trees.	1.4% (6)	1.4% (6)	2.5% (11)	28.7% (127)	<b>66.1% (292)</b>	4.57	442
I. The city and county would benefit from a joint urban forest improvement program.	34.6% (153)	<b>43.4% (192)</b>	17.6% (78)	3.4% (15)	0.9% (4)	1.93	442
J. Overall, I am satisfied with the amount of green space in Cleveland.	5.9% (26)	<b>45.2% (200)</b>	21.3% (94)	21.5% (95)	6.1% (27)	2.77	442
K. Trees inspire community pride.	35.5% (157)	<b>46.8% (207)</b>	13.8% (61)	3.2% (14)	0.7% (3)	1.87	442
L. Trees in cities make people feel calmer.	36.0% (159)	<b>44.6% (197)</b>	15.8% (70)	3.2% (14)	0.5% (2)	1.88	442
M. Compared to other Southeastern cities, Cleveland is inferior in regards to tree protection.	4.3% (19)	13.1% (58)	<b>46.6% (206)</b>	31.0% (137)	5.0% (22)	3.19	442

N. Trees cannot be protected on construction sites in a cost effective manner.	2.3% (10)	6.3% (28)	27.8% (123)	<b>43.2%</b> <b>(191)</b>	20.4% (90)	3.73	442
O. Trees should be replaced instead of "saved" when building a house or developing a commercial property.	3.4% (15)	9.0% (40)	26.7% (118)	<b>42.5%</b> <b>(188)</b>	18.3% (81)	3.63	442
P. Trees should not be planted in business districts because they block store signs.	1.6% (7)	2.7% (12)	8.6% (38)	<b>52.9%</b> <b>(234)</b>	34.2% (151)	4.15	442
Q. Trees enhance property values.	<b>50.2%</b> <b>(222)</b>	43.0% (190)	5.2% (23)	1.1% (5)	0.5% (2)	1.59	442
R. Humans have a responsibility to protect trees.	44.6% (197)	<b>45.7%</b> <b>(202)</b>	6.3% (28)	2.3% (10)	1.1% (5)	1.70	442
S. We need to have more trees in Cleveland to cool and clean the air.	32.1% (142)	<b>42.8%</b> <b>(189)</b>	19.9% (88)	4.5% (20)	0.7% (3)	1.99	442
T. The local government should do more to protect trees.	29.4% (130)	<b>34.4%</b> <b>(152)</b>	24.7% (109)	9.3% (41)	2.3% (10)	2.21	442
U. Cleveland is successful in protecting trees and urban forests.	5.2% (23)	35.5% (157)	<b>42.8%</b> <b>(189)</b>	13.3% (59)	3.2% (14)	2.74	442
V. Developers in Cleveland do all that is possible to preserve trees and green space.	1.6% (7)	10.4% (46)	<b>39.6%</b> <b>(175)</b>	31.4% (139)	17.0% (75)	3.52	442
W. Compared to other cities, Cleveland is superior in regards to tree protection.	2.9% (13)	18.3% (81)	<b>55.4%</b> <b>(245)</b>	18.3% (81)	5.0% (22)	3.04	442
X. A stronger effort should be made in order to protect trees at a construction site.	28.1% (124)	<b>49.3%</b> <b>(218)</b>	15.8% (70)	5.9% (26)	0.9% (4)	2.02	442
Y. Tighter controls and stronger ordinances should be placed on visual clutter such as litter, billboards and signage.	<b>50.5%</b> <b>(223)</b>	32.1% (142)	10.2% (45)	4.5% (20)	2.7% (12)	1.77	442
<b>answered question</b>							<b>442</b>
<b>skipped question</b>							<b>0</b>



## 8. What is your gender?

	Response Percent	Response Count
1. Male 	32.4%	143
2. Female 	67.6%	299
<i>answered question</i>		442
<i>skipped question</i>		0

## 9. Which of the following categories best describes your highest level of education?

	Response Percent	Response Count
1. Less than high school	0.0%	0
2. Some high school	0.0%	0
3. High school graduate or GED 	4.1%	18
4. Some college/Technical school 	26.5%	117
5. College graduate 	31.7%	140
6. Graduate school or more 	37.8%	167
<i>answered question</i>		442
<i>skipped question</i>		0



## 10. Do you or your family own or rent a home?

	Response Percent	Response Count
1. Own/Paying a mortgage 	90.0%	398
2. Rent 	10.0%	44
Other (please specify)		8
<i>answered question</i>		442
<i>skipped question</i>		0


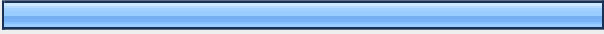
### 11. What is your zip code?

	Response Count
	442
<i>answered question</i>	442
<i>skipped question</i>	0

### 12. Are you a member of an organization that works to protect the environment?



	Response Percent	Response Count
Yes 	18.6%	82
No 	81.4%	360
<i>answered question</i>		442
<i>skipped question</i>		0

### 13. Do you or someone in your household work for a business that is involved with land development in Cleveland?



	Response Percent	Response Count
Yes 	8.8%	39
No 	91.2%	403
<i>answered question</i>		442
<i>skipped question</i>		0



### 14. Do you live in the Cleveland city limits?

	Response Percent	Response Count
Yes 	51.4%	227
No 	48.6%	215
<i>answered question</i>		442
<i>skipped question</i>		0

### 15. Are you a permanent resident of Cleveland?

	Response Percent	Response Count
Yes 	80.8%	357
No 	19.2%	85
<i>answered question</i>		442
<i>skipped question</i>		0

### 16. Please add any comments in the space below. Thank you for participating in this survey

	Response Count
	105
<i>answered question</i>	105
<i>skipped question</i>	337